



**AMIJAS SURGICAL**  
I N S T R U M E N T S



**DENTAL**  
**CATALOGUE**

 [amijasintl786@gmail.com](mailto:amijasintl786@gmail.com)



# TABLE OF CONTENTS

<b>1.</b>	<b>EXTRACTION FORCEP .....</b>	<b>03-54</b>
<b>2.</b>	<b>ROOT ELEVATOR .....</b>	<b>55-76</b>
<b>3.</b>	<b>RESTORATIVE INSTRUMENT .....</b>	<b>77-114</b>
<b>4.</b>	<b>CURETTES &amp; SPATULAS .....</b>	<b>115-137</b>
<b>5.</b>	<b>DENTAL TWEEZERS .....</b>	<b>138-145</b>
<b>6.</b>	<b>DENTAL SCISSORS .....</b>	<b>146-150</b>
<b>7.</b>	<b>DENTAL SYRINGES .....</b>	<b>151-155</b>
<b>8.</b>	<b>Orthodontic pliers .....</b>	<b>156-169</b>
<b>9.</b>	<b>DENTAL IMPLANTS .....</b>	<b>170-177</b>
<b>10.</b>	<b>RUBBER DAM &amp; IMPRESSION TRAYS .....</b>	<b>178-186</b>
<b>11.</b>	<b>MEASURING INSTRUMENTS .....</b>	<b>187-189</b>
<b>12.</b>	<b>DENTAL ACCESSORIES .....</b>	<b>190-196</b>
<b>13.</b>	<b>Dental Trays .....</b>	<b>197-199</b>
<b>14.</b>	<b>DENTAL INSTRUMENT SETS .....</b>	<b>200-201</b>

# APPLICATION OF EXTRACTION FORCEPS

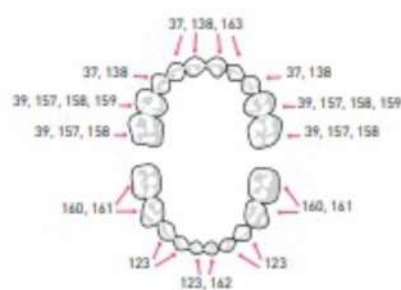
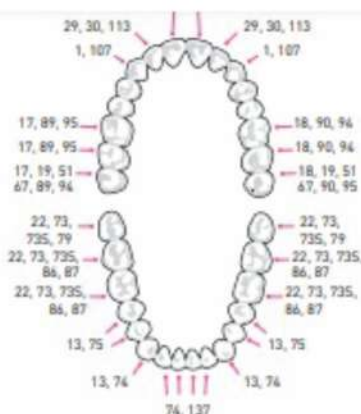


Fig	Application
1	Upper centrals, canines and roots
2	Upper laterals
7	Upper premolars and roots
13	Lower premolars
17	Upper molars (Right)
18	Upper molars (Left)
19	Upper wisdoms
22	Lower molars (Hawk's bill)
29	Upper roots
29S	Upper roots
30	Upper roots
37	Children's upper incisors and canines
39	Children's upper molars
44N	Upper roots
51	Upper wisdoms (Bayonet)
67	Upper wisdoms
73	Lower molars (Hawk's bill)
73S	Lower molars (Hawk's bill)
74	Lower roots
74N	Small lower roots and anteriors
75	Lower premolars
76	Upper roots (Read)
76S	Upper roots (Read)
76N	Small upper roots (Read)

Fig	Application
79	Lower wisdoms
86	Lower molars (Cowhorn)
87	Lower molars (Cowhorn)
89	Upper molars (Right)(Upper Cowhorns)
90	Upper molars (Left)(Upper Cowhorns)
94	Upper molars (Right)
95	Upper molars (Left)
101	Upper molars and roots
107	Upper canines
113	Upper roots (Martin)
123	Children's lower anteriors, premolars, roots
136	Upper premolars and roots (Guy's)
137	Upper anteriors and roots (Guy's)
138	Children's upper anteriors, premolars, roots
147	Upper roots (Gibb)
157	Children's upper molars
158	Children's upper molars
159	Children's upper premolars
160	Children's lower molars (Hawk's bill)
161	Children's lower molars (Hawk's bill)
162	Children's lower anteriors and roots
163	Children's upper anteriors
3	Rongeurs forceps





AMIJAS SURGICAL  
INSTRUMENTS

## EXTRACTION FORCEPS GRIP PATTERN OPTIONS

SMALL MODEL



LARGE MODEL



FINGER-SHAPED







AMIJAS SURGICAL  
INSTRUMENTS

## EXTRACTION FORCEPE

SMALL MODEL



LARGE MODEL



FINGER-SHAPED





AMIJAS SURGICAL  
INSTRUMENTS

## EXTRACTION FORCECEP



# EXTRACTION FORCECEP



**1003**  
Fig. 1  
upper centrals & canines



**1004**  
Fig. 2  
upper laterals & canines



**1005**  
Fig. 3  
upper incisors & canines



**1006**  
Fig. 4  
upper incisors & canines



**1007**  
Fig. 7  
upper premolars



**1008**  
Fig. 8  
lower premolars



**1009**  
Fig. 13  
lower premolars

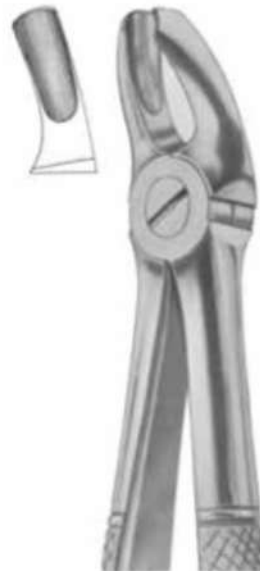


# EXTRACTION FORCEPE

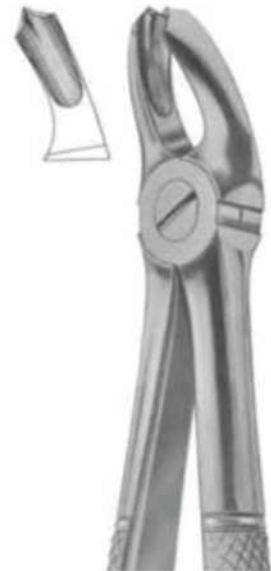


**1010**  
Fig. 13S  
lower premolars  
for children.

**1011**  
Fig. 17  
upper molars, right



**1012**  
Fig. 18  
upper molars, left



**1013**  
Fig. 18A  
upper molars



**1014**  
Fig. 18B  
upper molars



**1015**  
Fig. 19  
upper third molars

# EXTRACTION FORCECEP



**1016**  
Fig. 20  
upper third molars



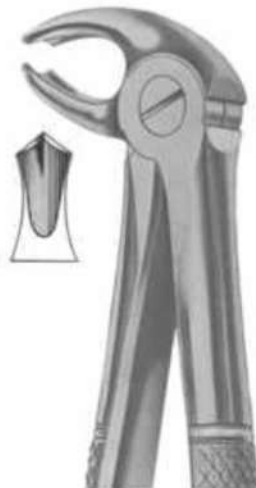
**1017**  
Fig. 21  
lower molars



**1018**  
Fig. 22  
lower molars



**1019**  
Fig. 22S  
lower molars  
for children



**1020**  
Fig. 22G  
lower molars



**1021**  
Fig. 23  
lower molars right



**1022**  
Fig. 24  
lower molars left

# EXTRACTION FORCECEP



**1023**  
Fig. 29  
upper roots



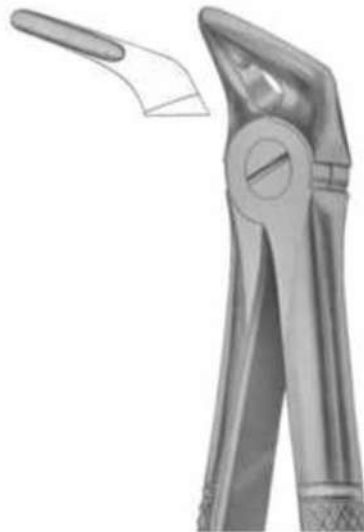
**1024**  
Fig. 29S  
upper roots for children



**1025**  
Fig. 30  
upper roots



**1028**  
Fig. 30S  
upper roots for children



**1026**  
Fig. 31  
lower roots



**1027**  
Fig. 32  
lower molars



# EXTRACTION FORCECEP



**1029**  
Fig. 33  
lower roots



**1030**  
Fig. 33A  
lower roots



**1031**  
Fig. 33B  
lower roots



**1032**  
Fig. 33L  
lower roots



**1033**  
Fig. 37  
upper incisors  
for children



**1034**  
Fig. 33S  
lower roots  
for children

# EXTRACTION FORCECEP



**1035**  
Fig. 38  
lower incisors &  
canines for children



**1036**  
Fig. 39  
upper molars  
for children



**1037**  
Fig. 39R  
upper molars right  
for children



**1038**  
Fig. 39A  
upper molars  
for children



**1039**  
Fig. 40  
lower molars  
for children

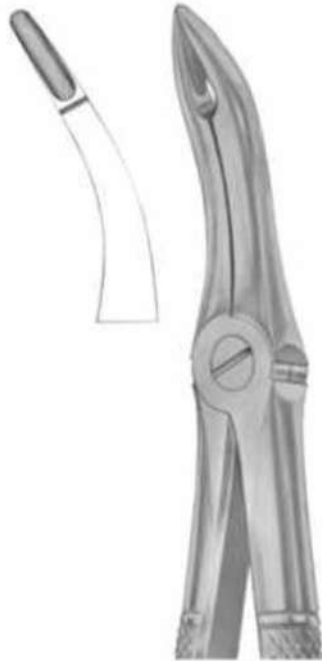


**1040**  
Fig. 39L  
upper molars left  
for children

# EXTRACTION FORCECEP



**1041**  
Fig. 41  
upper roots



**1042**  
Fig. 44  
upper roots



**1043**  
Fig. 45  
lower roots



**1044**  
Fig. 48  
lower roots



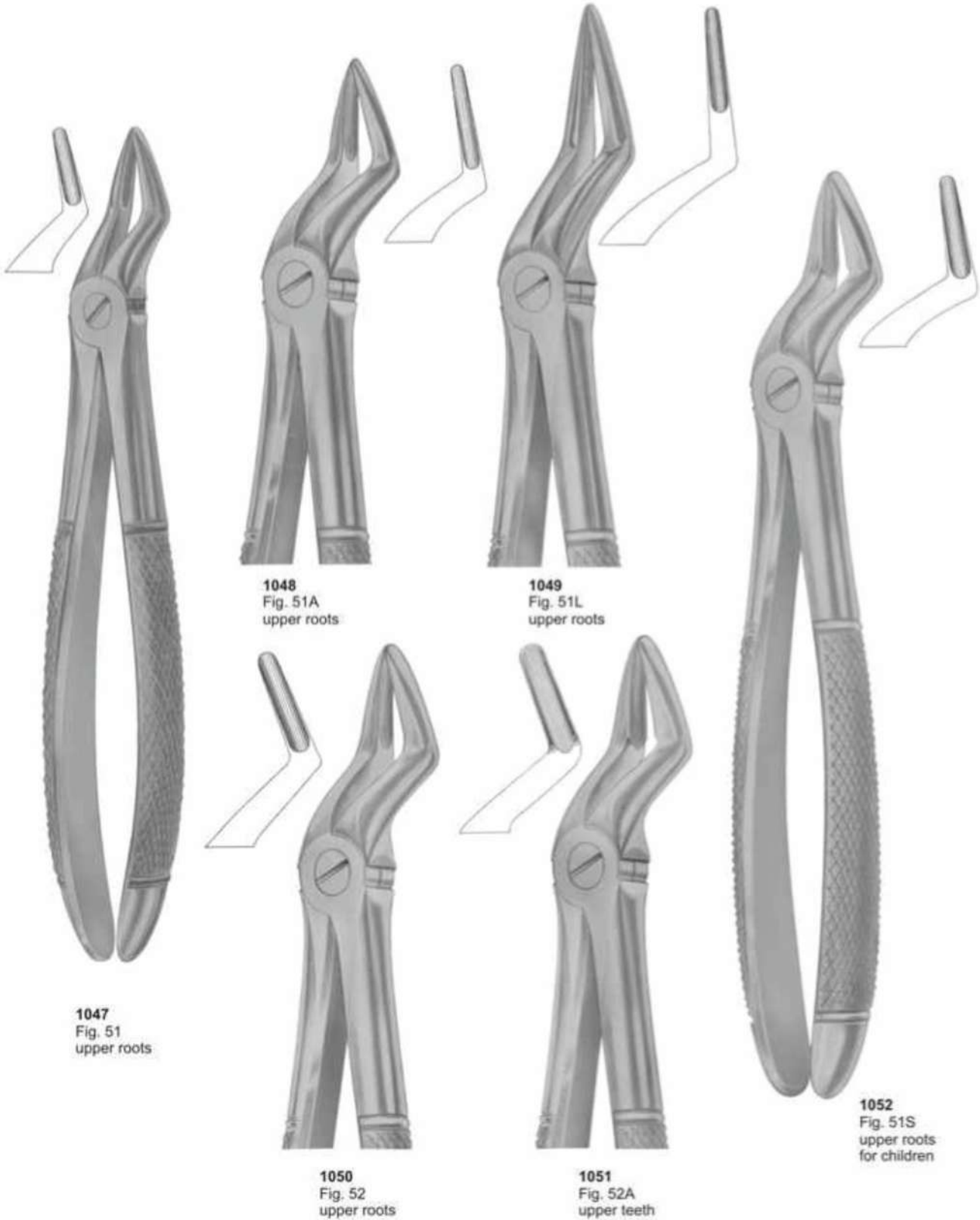
**1045**  
Fig. 49  
upper roots



**1046**  
Fig. 50  
upper roots



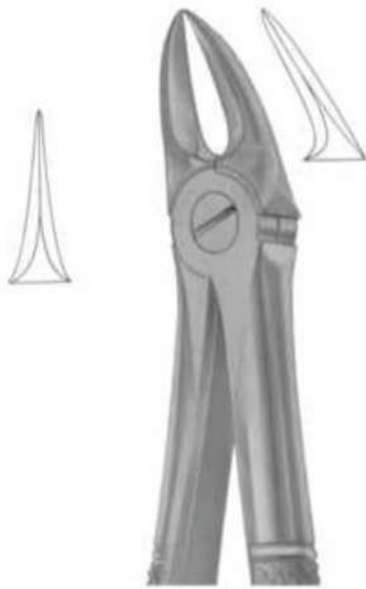
## EXTRACTION FORCEPE



# EXTRACTION FORCEPE



**1053**  
Fig. 54  
for separating  
upper molars



**1054**  
Fig. 55  
for separating  
upper molars



**1055**  
Fig. 56  
for separating  
lower molars



**1056**  
Fig. 65R  
upper molars  
right



**1057**  
Fig. 65L  
upper molars  
left



**1058**  
Fig. 67  
upper third  
molars



**1059**  
Fig. 67A  
upper third  
molars

# EXTRACTION FORCEPE



**1060**  
Fig. 67 ½R  
upper third molars  
right



**1061**  
Fig. 67 ½L  
upper third molars  
left



**1062**  
Fig. 68  
lower roots



**1063**  
Fig. 68A  
lower roots



**1064**  
Fig. 73  
lower molars



**1065**  
Fig. 73R  
lower molars right



**1066**  
Fig. 73L  
lower molars left

## EXTRACTION FORCECEP



**1067**  
Fig. 73A  
lower molars



**1068**  
Fig. 73S  
lower molars



**1069**  
Fig. 73B  
lower molars for children



**1072**  
Fig. 73K  
lower molars  
for children



**1070**  
Fig. 74  
lower roots



**1071**  
Fig. 74D  
lower roots



# EXTRACTION FORCECEP



**1073**  
Fig. 74M  
lower roots



**1074**  
Fig. 74N  
lower roots



**1075**  
Fig. 74XN  
lower roots and  
crowded incisors



**1078**  
Fig. 76N  
upper roots



**1076**  
Fig. 75  
lower premolars



**1077**  
Fig. 76  
upper roots

## EXTRACTION FORCEPE



**1079**  
Fig. 76S  
upper roots



**1080**  
Fig. 79  
lower third molars



**1081**  
Fig. 79A  
lower third molars



**1082**  
Fig. 81  
lower premolars  
and roots

# EXTRACTION FORCEPE



**1083**  
Fig. 86A  
lower molars



**1084**  
Fig. 86B  
lower molars



**1085**  
Fig. 86C  
lower molars



**1086**  
Fig. 87  
lower molars



**1087**  
Fig. 91  
for separating  
lower molars



**1088**  
Fig. 99  
lower molars

## EXTRACTION FORCECEP



**1089**  
Fig. 101  
upper premolars  
and roots



**1090**  
Fig. 100  
upper roots



**1091**  
Fig. 99 1/4  
lower molars



**1092**  
Fig. 99 1/2  
lower molars



# EXTRACTION FORCEPE



**1093**  
Fig. 102  
upper molars right



**1094**  
Fig. 103  
upper molars left



**1095**  
Fig. 105  
lower incisors

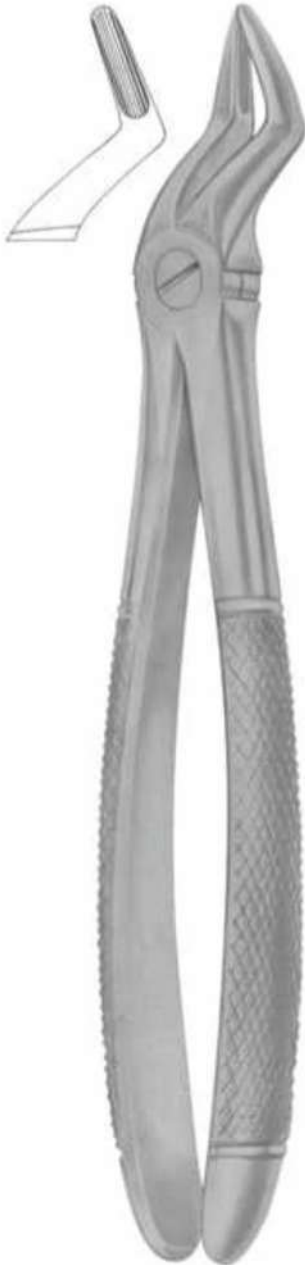


**1096**  
Fig. 106  
lower incisors



**1097**  
Fig. 103  
upper canines

# EXTRACTION FORCECEP



**1098**  
Fig. 112  
upper roots



**1099**  
Fig. 113  
upper roots



**1101**  
Fig. 136  
upper premolars  
and roots



**1102**  
Fig. 137  
lower incisors  
and roots

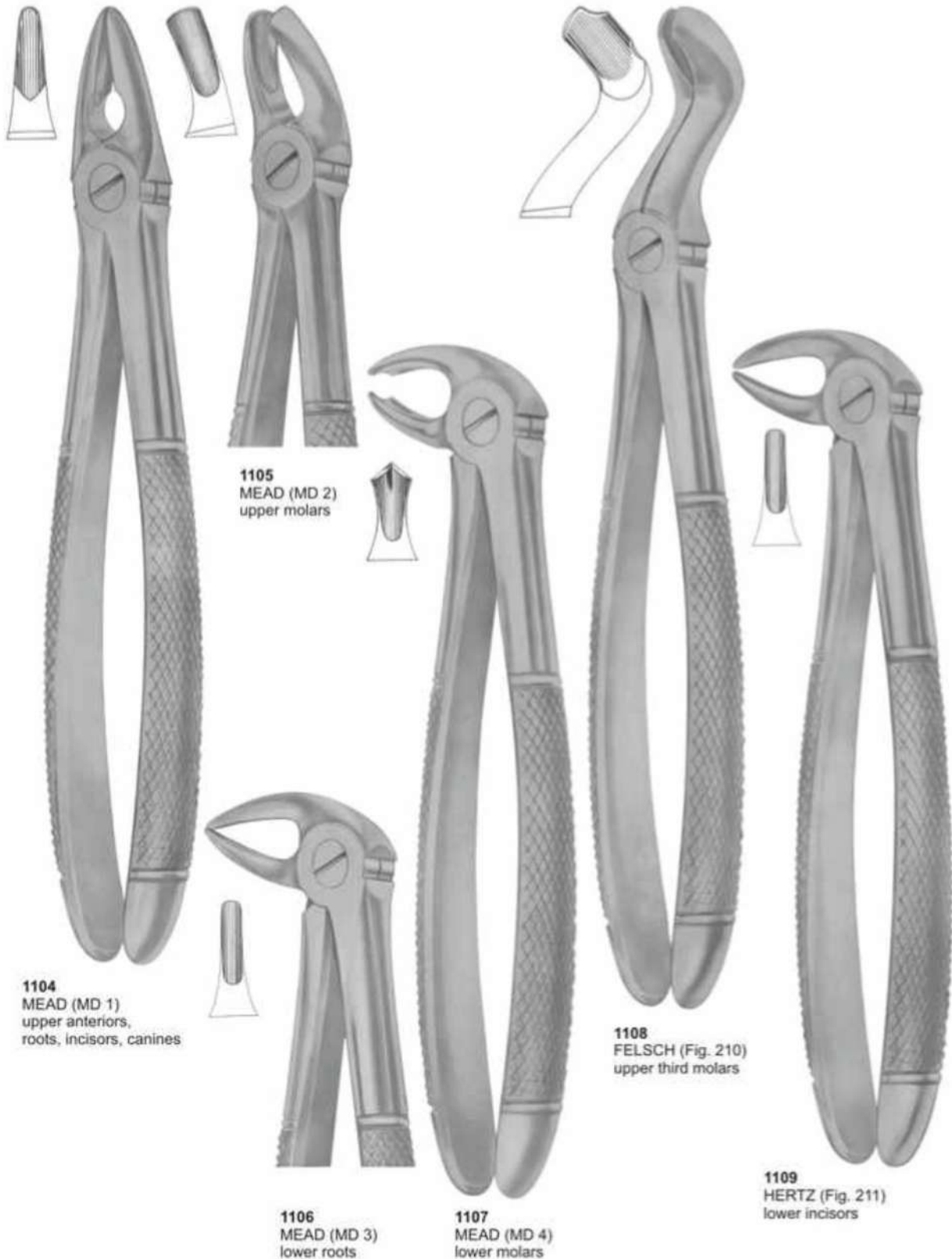


**1100**  
Fig. 114  
upper roots



**1103**  
Fig. 143  
lower roots

# EXTRACTION FORCEPE



**1104**  
MEAD (MD 1)  
upper anteriors,  
roots, incisors, canines

**1105**  
MEAD (MD 2)  
upper molars

**1108**  
FELSCH (Fig. 210)  
upper third molars

**1109**  
HERTZ (Fig. 211)  
lower incisors

**1106**  
MEAD (MD 3)  
lower roots

**1107**  
MEAD (MD 4)  
lower molars

# EXTRACTION FORCEPE



**1110**  
ROUTURIER (Fig. 212)  
( 22 ½ L )  
lower molars  
and wisdom left



**1111**  
ROUTURIER (Fig. 213)  
( 22 ½ R )  
lower molars  
and wisdom right



**1112**  
ROUTURIER (Fig. 214)  
( 22 ½ L )  
lower molars  
and wisdom left



**1113**  
ROUTURIER (Fig. 215)  
( 33 ½ R )  
lower molars  
and wisdom right



**1114**  
RESECTION FORCEPS  
( 216/Witzel )  
upper roots



# EXTRACTION FORCEPE



1115  
Fig. 5



1116  
Fig. 6



1117  
Fig. 9



1118  
Fig. 10



1119  
Fig. 11



1120  
Fig. 12



1121  
Fig. 14



1122  
Fig. 15

# EXTRACTION FORCEPE



1123  
Fig. 25



1124  
Fig. 26



1125  
Fig. 27



1126  
Fig. 28



1127  
Fig. 34



1128  
Fig. 35



1129  
Fig. 42



1130  
Fig. 43

# EXTRACTION FORCEEP



1131  
Fig. 44A



1132  
Fig. 46



1133  
Fig. 47



1134  
Fig. 50A



1135  
Fig. 74R



1136  
Fig. 74L



1137  
Fig. 75R



1138  
Fig. 75L

# EXTRACTION FORCEPE



1139  
Fig. 94



1140  
Fig. 95



1141  
Fig. 98



1142  
Fig. 105



1143  
Fig. 106



1144  
Fig. 2002



# EXTRACTION FORCECEP



**1145**  
Fig. 1  
upper laterals  
and canines



**1146**  
Fig. 2  
upper laterals  
and canines



**1147**  
Fig. 3  
upper incisors  
and canines



**1148**  
Fig. 4  
lower incisors  
and canines



**1149**  
Fig. 7  
upper premolars



**1150**  
Fig. 13  
lower premolars



**1151**  
Fig. 13S  
lower premolars  
for children

# EXTRACTION FORCECEP



**1152**  
Fig. 17  
upper molars right



**1153**  
Fig. 18  
upper molars left



**1154**  
Fig. 18A  
upper molars



**1155**  
Fig. 18B  
upper molars



**1156**  
Fig. 19  
upper third molars



**1157**  
Fig. 22  
lower molars



**1158**  
Fig. 22S  
lower molars  
for children

# EXTRACTION FORCECEP



**1159**  
Fig. 29  
upper roots



**1160**  
Fig. 29S  
upper roots  
for children



**1161**  
Fig. 30  
upper roots



**1162**  
Fig. 30S  
upper roots  
for children



**1163**  
Fig. 33  
lower roots



**1164**  
Fig. 33A  
lower roots



**1165**  
Fig. 33B  
lower roots

# EXTRACTION FORCECEP



**1166**  
Fig. 33L  
lower roots



**1167**  
Fig. 33S  
lower roots  
for children



**1168**  
Fig. 37  
upper incisors  
for children



**1169**  
Fig. 39  
upper incisors  
for children



**1170**  
Fig. 39A  
upper molars  
for children



**1171**  
Fig. 39R  
upper molars right  
for children



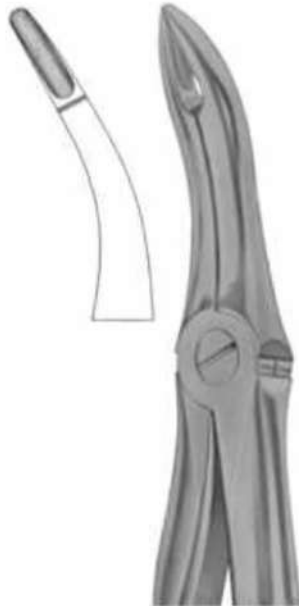
**1172**  
Fig. 39L  
upper molars left  
for children



# EXTRACTION FORCECEP



**1173**  
Fig. 41  
upper roots



**1174**  
Fig. 44  
upper roots



**1175**  
Fig. 45  
lower roots



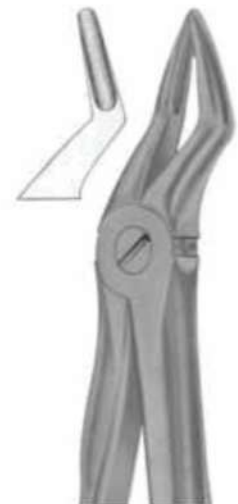
**1176**  
Fig. 48  
lower roots



**1177**  
Fig. 51  
upper roots



**1178**  
Fig. 51A  
upper roots



**1179**  
Fig. 51S  
upper roots  
for children

# EXTRACTION FORCECEP



**1180**  
Fig. 51L  
upper roots



**1181**  
Fig. 52  
upper roots



**1182**  
Fig. 54  
for separating  
upper molars



**1183**  
Fig. 65R  
upper molars right



**1184**  
Fig. 65L  
upper molars left



**1185**  
Fig. 67  
upper third molars



**1186**  
Fig. 67A  
upper third molars

# EXTRACTION FORCECEP



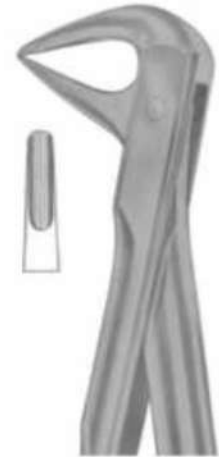
**1187**  
Fig. 67 ½ R  
upper third molars  
right



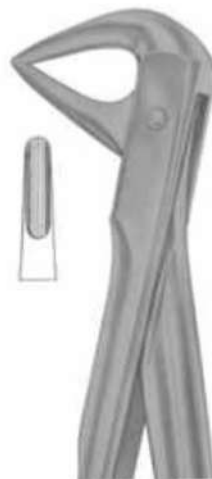
**1188**  
Fig. 67 ½ L  
upper third molars  
left



**1189**  
Fig. 73  
lower molars



**1190**  
Fig. 74  
lower roots



**1191**  
Fig. 74M  
lower roots



**1192**  
Fig. 74N  
lower roots



**1193**  
Fig. 74XN  
lower roots and  
crowded incisors

# EXTRACTION FORCECEP



**1194**  
Fig. 75  
lower premolars



**1195**  
Fig. 76  
upper roots



**1196**  
Fig. 76N  
upper roots



**1197**  
Fig. 81  
lower premolars  
and roots



**1198**  
Fig. 76A  
lower third molars



**1199**  
Fig. 79  
lower third molars



# EXTRACTION FORCEPE



**1200**  
Fig. 86A  
lower molars



**1201**  
Fig. 86B  
lower molars



**1202**  
Fig. 86C  
lower molars



**1203**  
Fig. 99  
lower molars



**1204**  
Fig. 99 1/4  
lower molars



**1205**  
Fig. 136  
upper premolars  
and roots



**1206**  
Fig. 143  
lower roots

# EXTRACTION FORCEPE



**1207**  
KLEIN (Fig. 217)  
upper incisors



**1208**  
KLEIN (Fig. 218)  
upper premolars



**1209**  
KLEIN (Fig. 219)  
upper roots



**1210**  
KLEIN (Fig. 220)  
upper molars



**1211**  
KLEIN (Fig. 221)  
lower incisors



**1212**  
KLEIN (Fig. 222)  
lower molars



**1213**  
KLEIN (Fig. 223)  
lower roots

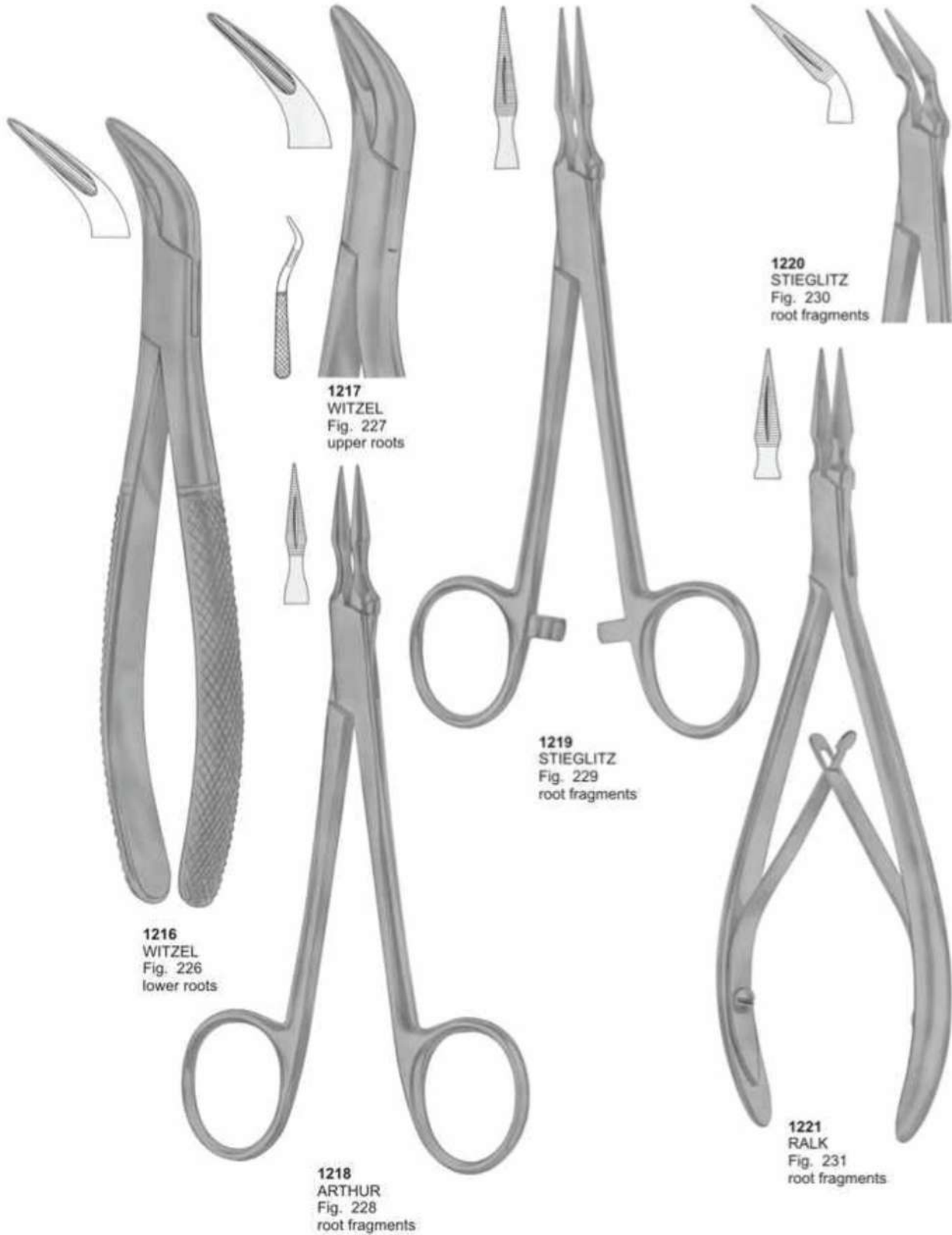


**1214**  
ALBRECHT  
Fig. 224  
Deciduous

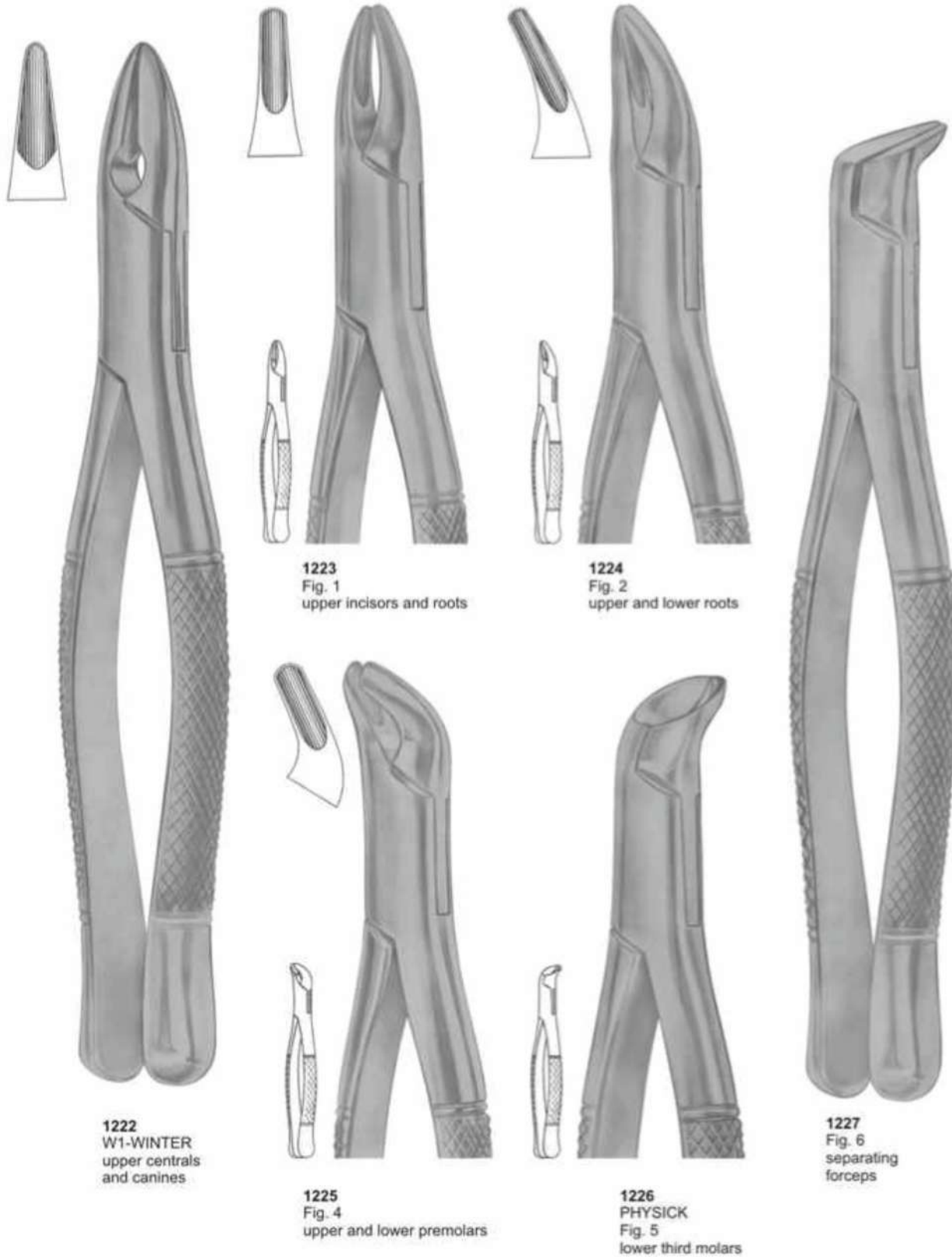


**1215**  
ALBRECHT  
Fig. 225  
Deciduous

# EXTRACTION FORCEP



# EXTRACTION FORCEP





# EXTRACTION FORCECEP



**1228**  
Fig. 7  
upper roots



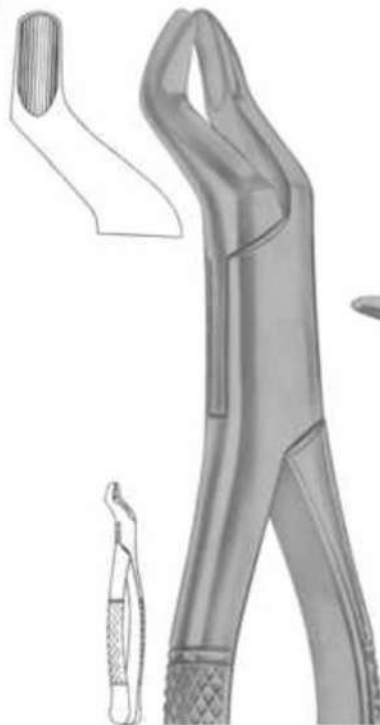
**1229**  
Fig. 8  
upper and lower  
third molars



**1231**  
Fig. 10H  
upper molars



**1232**  
Fig. 13  
upper incisors



**1230**  
Fig. 10S  
upper molars



**1233**  
Fig. 14  
lower incisors

# EXTRACTION FORCEPE



**1234**  
Fig. 16  
lower molars



**1235**  
HARRIS  
Fig. 15  
lower molars



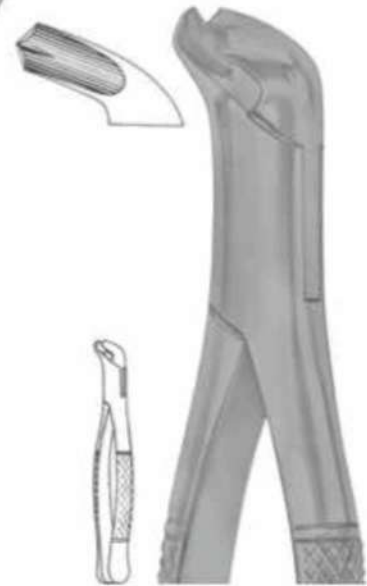
**1237**  
HARRIS  
Fig. 18R  
upper molars right



**1238**  
HARRIS  
Fig. 18L  
upper molars left

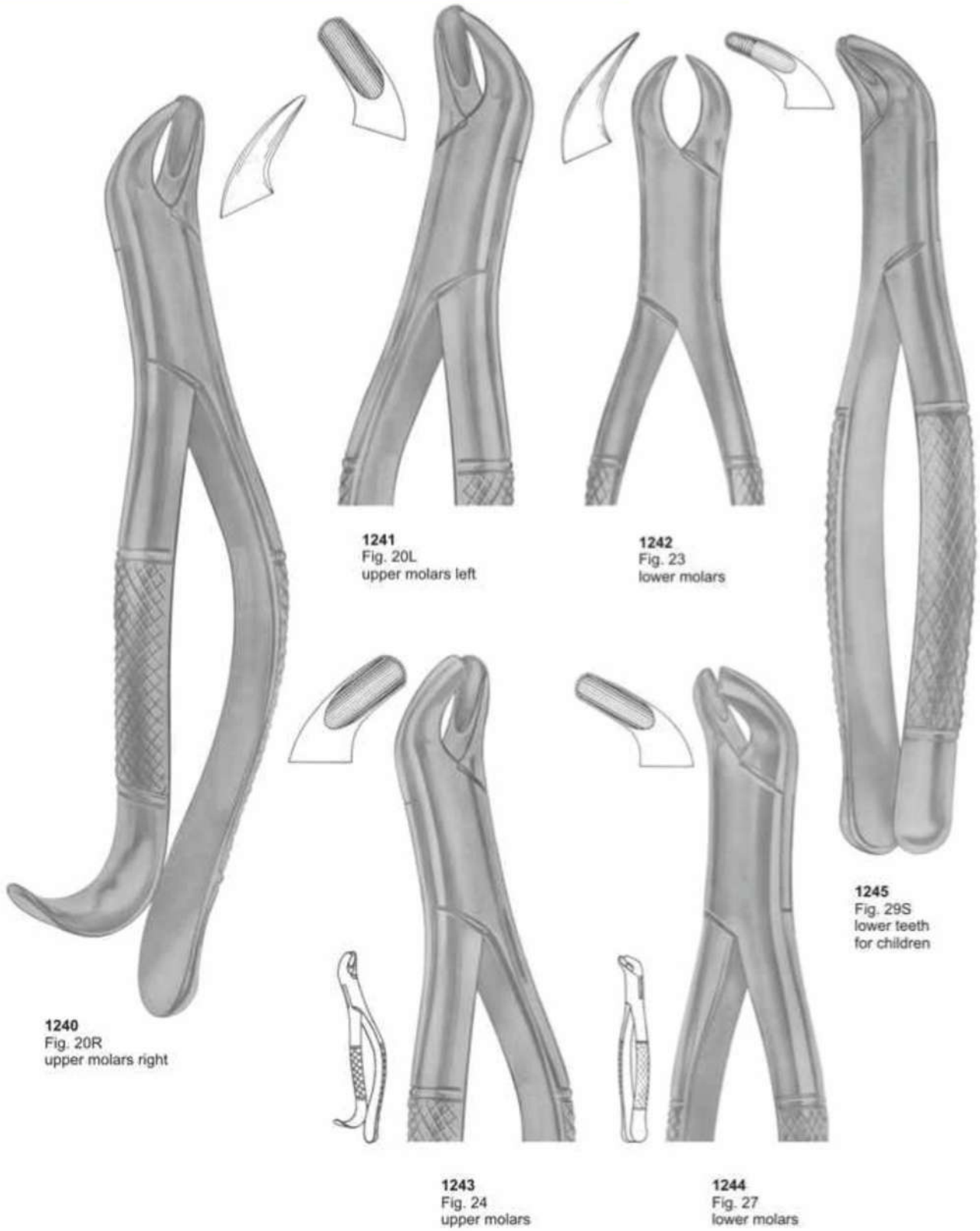


**1236**  
Fig. 16S  
lower molars  
for children



**1239**  
Fig. 17  
lower molars

# EXTRACTION FORCEPE



**1240**  
Fig. 20R  
upper molars right

**1241**  
Fig. 20L  
upper molars left

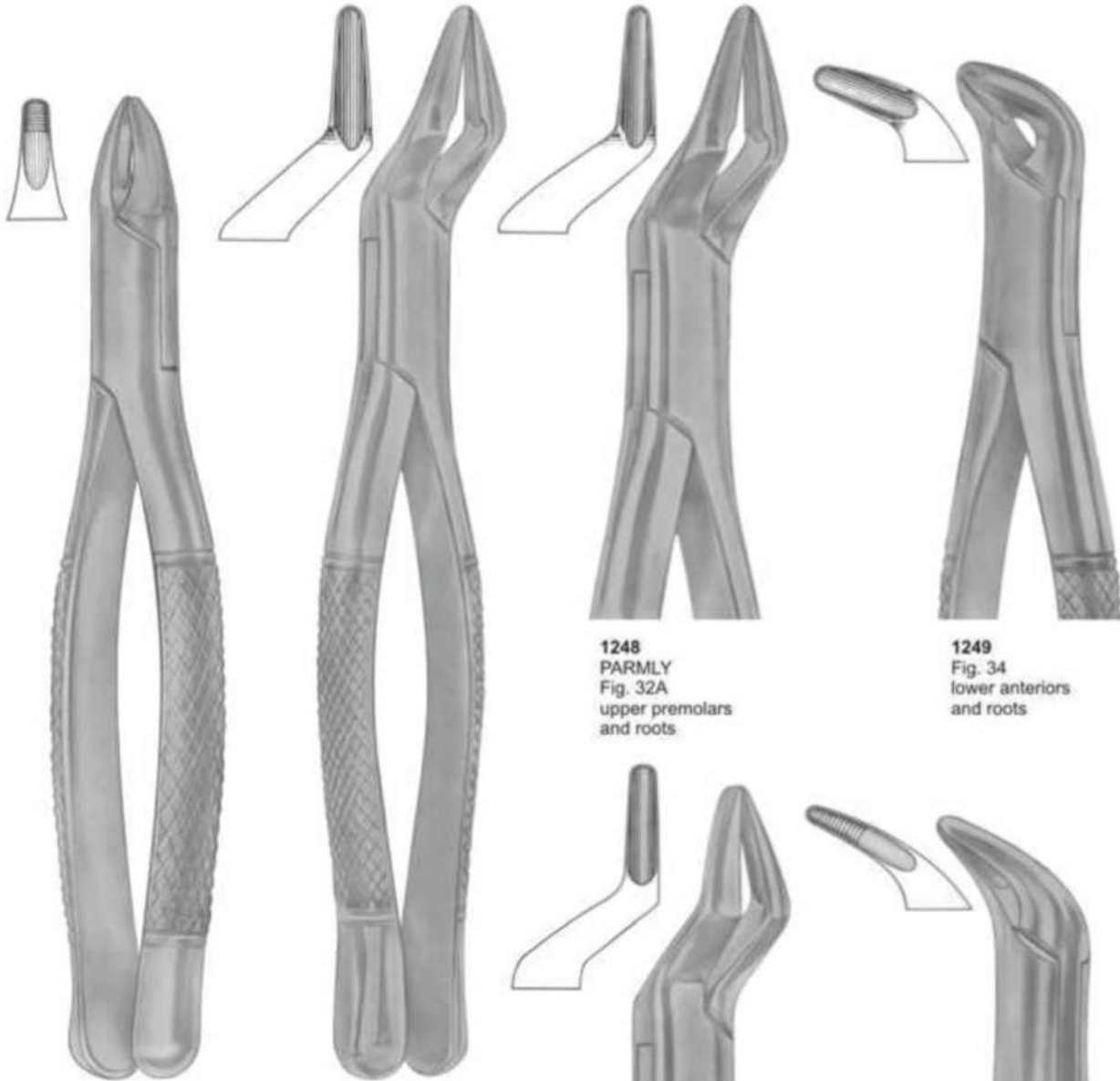
**1242**  
Fig. 23  
lower molars

**1245**  
Fig. 29S  
lower teeth  
for children

**1243**  
Fig. 24  
upper molars

**1244**  
Fig. 27  
lower molars

# EXTRACTION FORCEPE



**1246**  
Fig. 30S  
upper teeth  
for children

**1247**  
PARMLY  
Fig. 32  
upper premolars  
and molars

**1248**  
PARMLY  
Fig. 32A  
upper premolars  
and roots

**1249**  
Fig. 34  
lower anteriors  
and roots

**1250**  
Fig. 35  
upper roots

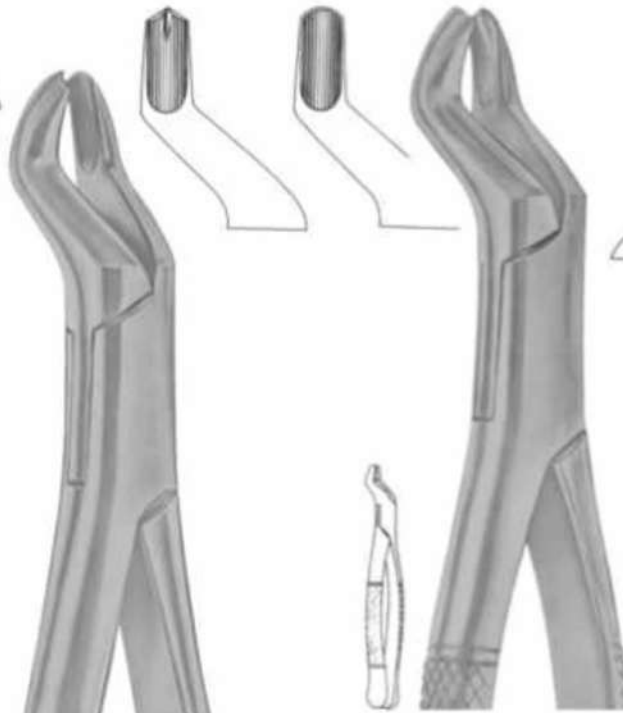
**1251**  
Fig. 36  
lower anteriors  
and roots



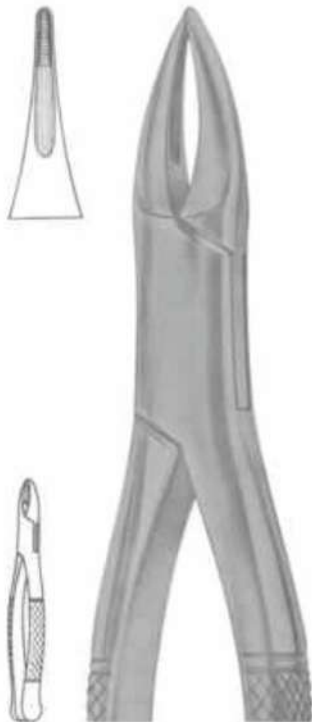
# EXTRACTION FORCEPE



**1252**  
Fig. 37  
lower anteriors  
and roots



**1255**  
Fig. 53L  
upper molars left



**1253**  
Fig. 38  
upper anteriors  
and roots



**1254**  
Fig. 53R  
upper molars right

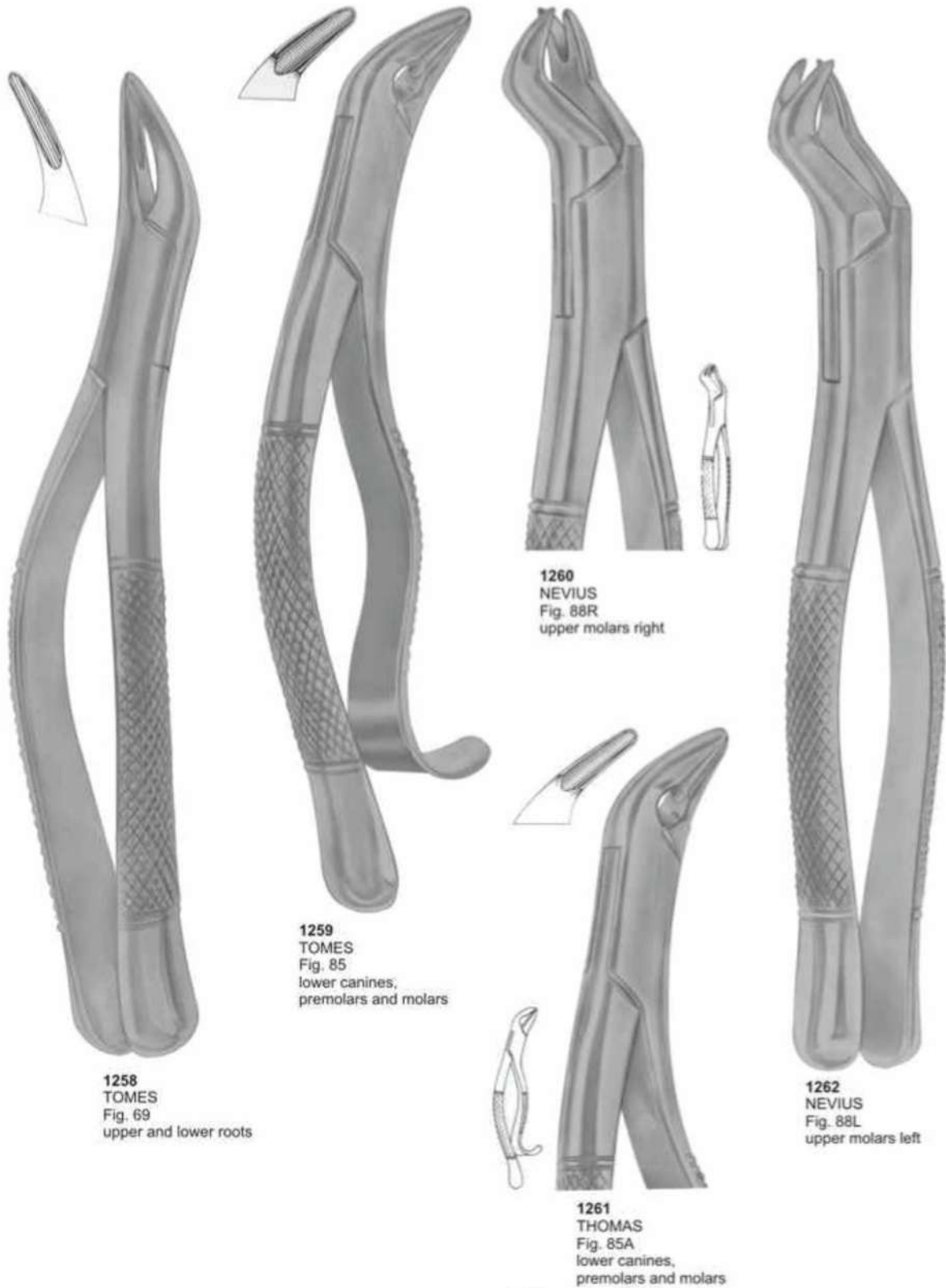


**1256**  
Fig. 62  
incisors, premolars,  
deciduous teeth



**1257**  
Fig. 65  
upper incisors  
and roots

# EXTRACTION FORCEPE



# EXTRACTION FORCEP



**1263**  
KELLS  
Fig. 99A  
upper incisors,  
canines, premolars



**1264**  
Fig. 104  
upper third molars



**1266**  
HULL  
Fig. 101  
deciduous teeth



**1267**  
Fig. 103  
lower incisors,  
premolars



**1265**  
KELLS  
Fig. 99C  
upper incisors,  
canines, premolars

# EXTRACTION FORCEPE



**1268**  
CRYER  
Fig. 150  
lower incisors,  
premolars, roots



**1269**  
CRYER  
Fig. 150A  
upper incisors,  
premolars, roots



**1271**  
CRYER  
Fig. 151  
lower incisors,  
premolars, roots



**1272**  
CRYER  
Fig. 151A  
lower incisors,  
premolars, roots



**1270**  
CRYER  
Fig. 150S  
upper teeth for children



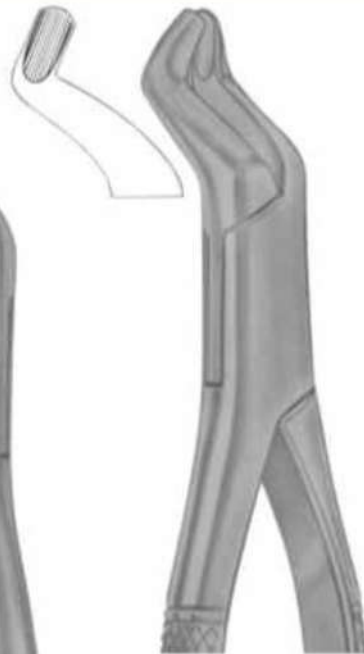
**1273**  
CRYER  
Fig. 151S  
lower teeth  
for children



# EXTRACTION FORCEPE



**1274**  
Fig. 203  
lower incisors  
and roots



**1275**  
Fig. 210S  
upper third molars



**1277**  
Fig. 210H  
upper third molars



**1278**  
Fig. 213  
upper centrals and canines

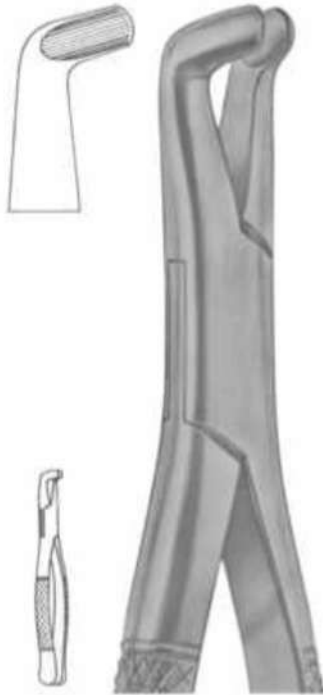


**1276**  
Fig. 201  
upper incisors,  
canines, premolars



**1279**  
Fig. 217  
lower molars

## EXTRACTION FORCEPE



**1280**  
Fig. 222  
lower third molars



**1282**  
Fig. 286  
Swing lower molars

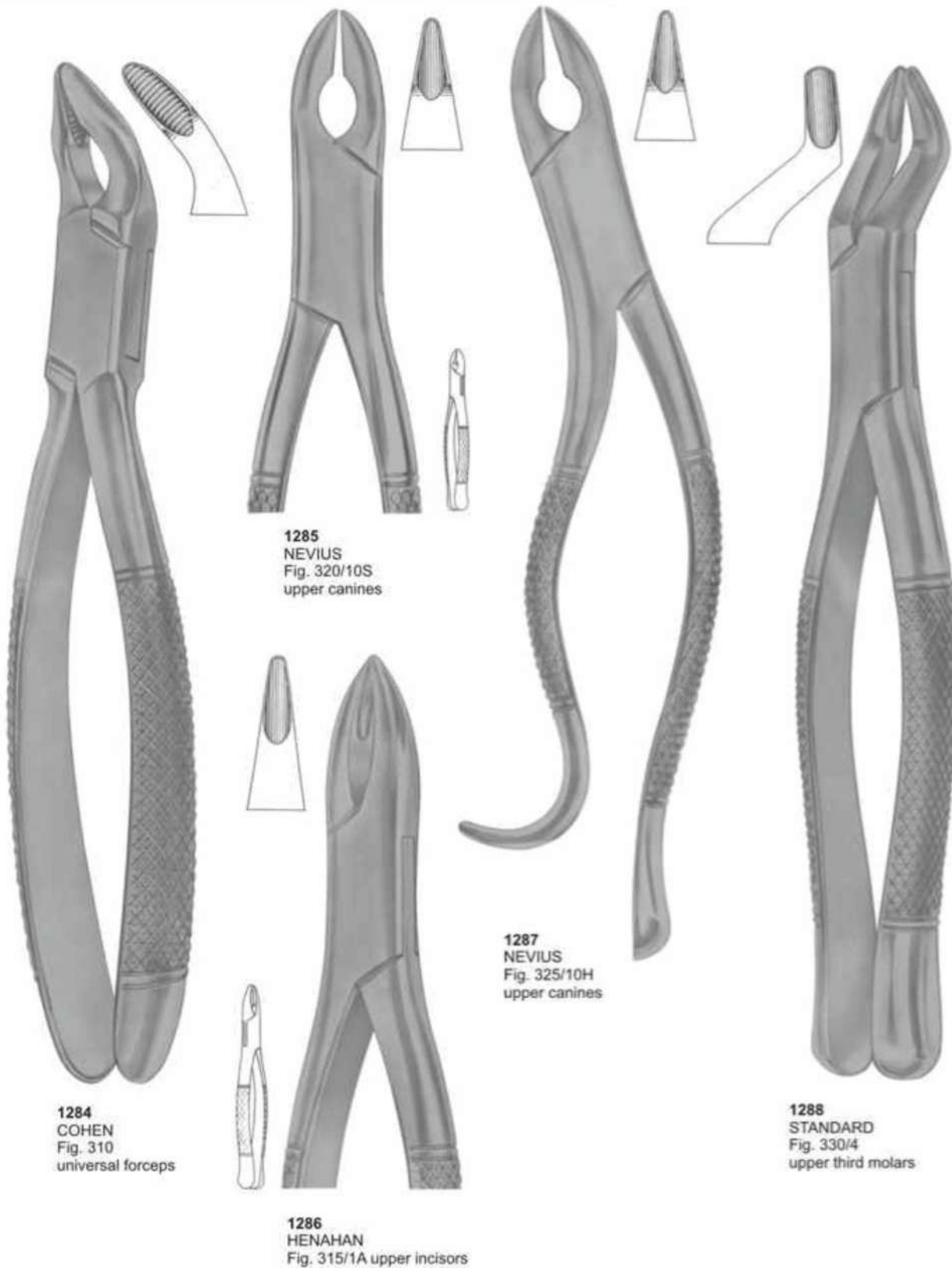


**1283**  
Fig. 288  
lower canines  
and premolars



**1281**  
Fig. 286  
upper incisors and roots

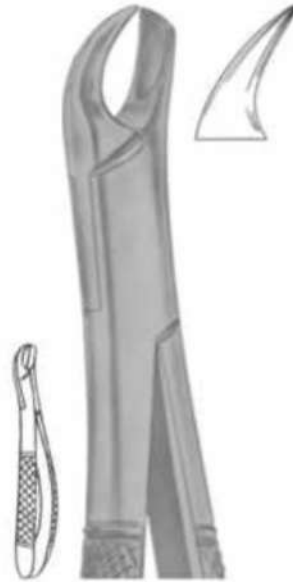
# EXTRACTION FORCEP



# EXTRACTION FORCEP



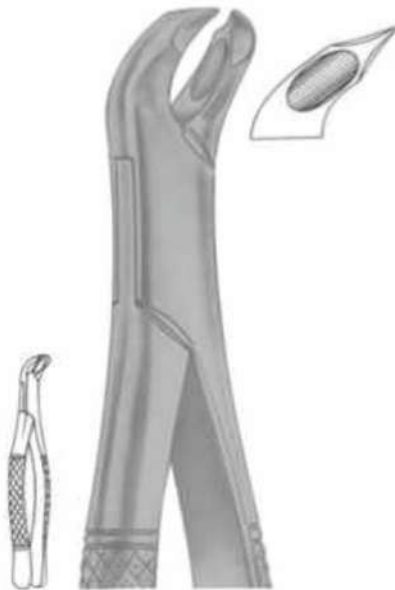
**1289**  
WOODWARD  
Fig. 335/FH  
lower molars



**1290**  
Fig. 340/89  
upper molars right



**1292**  
Fig. 345/90  
upper molars left



**1291**  
WOODWARD  
Fig. 335/FS  
lower molars



# EXTRACTION FORCEPE



**1293**  
Fig. 350/23S  
lower molars



**1294**  
Fig. 355/23SK  
lower molars



**1295**  
Forcepe Fig. 301



**1295-A**  
Forcepe Fig. 300



**1296**  
Fig. 360/17SK  
lower molars



**1297**  
Fig. 365/150SK  
upper anteriors  
and roots



**1298**  
Fig. 370/151SK  
lower anteriors  
and roots



## ROOT ELEVATOR





## ROOT ELEVATOR



**1299**  
Molt 9



**1300**  
Allen 9A



**1301**  
Prichard



**1302**  
Seldin



**1303**  
Goldman- Fox 14



**1304**  
West  
Dell W2

# ROOT ELEVATOR



**1293**  
Fig. 350/23S  
lower molars



**1294**  
Fig. 355/23SK  
lower molars



**1295**  
Forcep Fig. 301



**1295-A**  
Forcep Fig. 300



**1296**  
Fig. 360/17SK  
lower molars



**1297**  
Fig. 365/150SK  
upper anteriors  
and roots



**1298**  
Fig. 370/151SK  
lower anteriors  
and roots





**AMIJAS SURGICAL**  
INSTRUMENTS

## ROOT ELEVATOR



1314  
BUSER



1315  
OHI 10



1316  
HOWARD 9H



1317  
FREER



1318  
FREER 15



1319  
FREER 16

# ROOT ELEVATOR



**1320**  
BEIN  
Fig. 4

lower jaw, left side

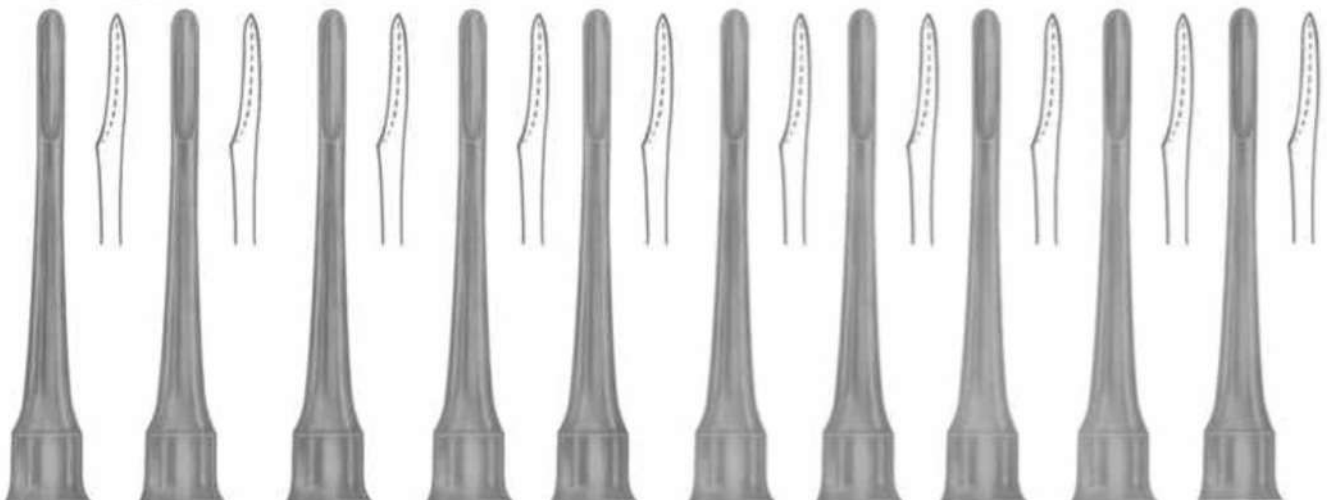


**1331**

lower jaw, right side



**1332**



**1321**  
BEIN  
1.0 mm

**1322**  
BEIN  
1.5 mm

**1323**  
BEIN  
2.0 mm

**1324**  
BEIN  
2.5 mm

**1325**  
BEIN  
3.0 mm

**1326**  
BEIN  
3.5 mm

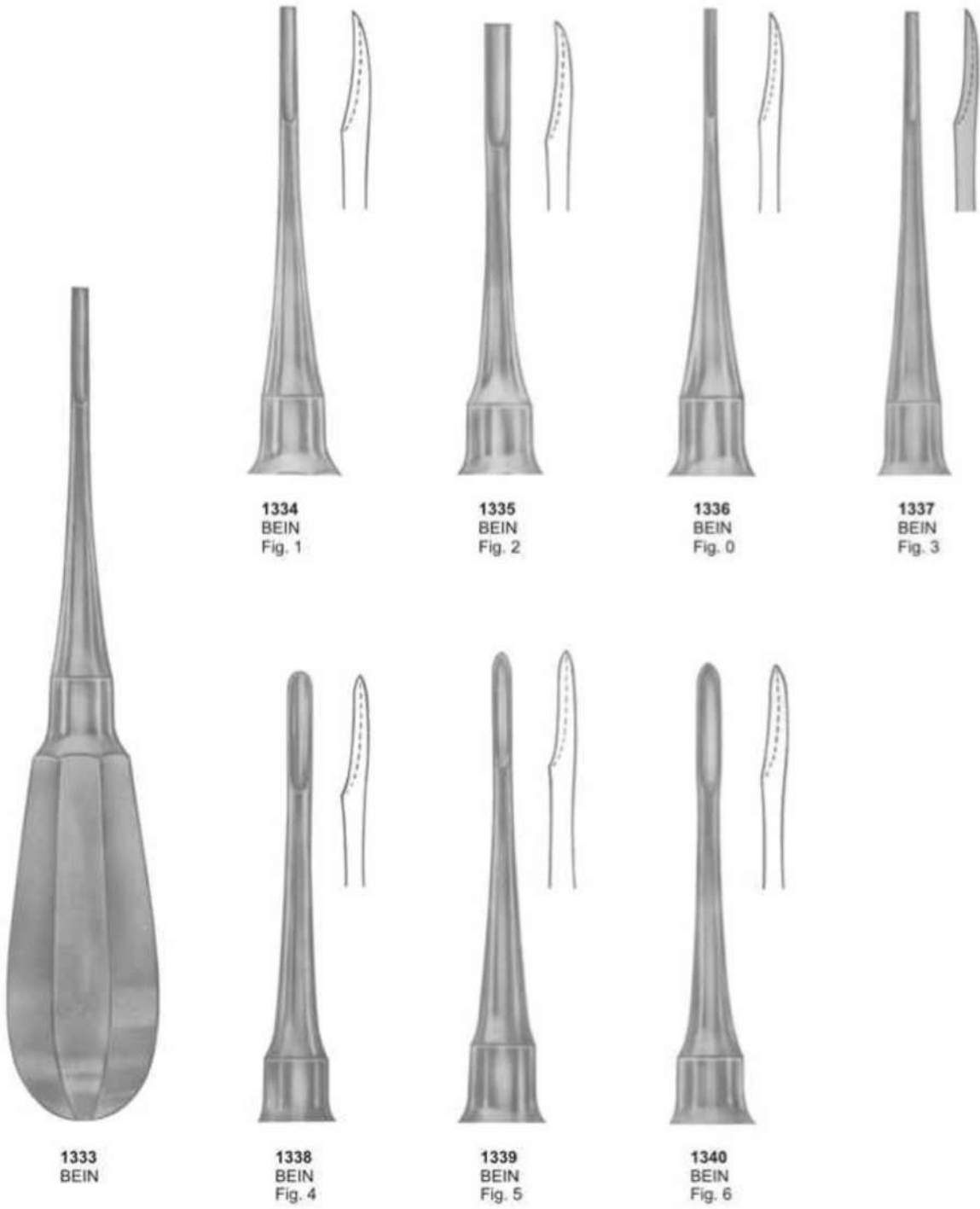
**1327**  
BEIN  
4.0 mm

**1328**  
BEIN  
4.5 mm

**1329**  
BEIN  
5.0 mm

**1330**  
BEIN  
5.5 mm

# ROOT ELEVATOR



# ROOT ELEVATOR



**1341**  
CRYER  
Fig. 3



**1342**  
CRYER  
Fig. 4



**1343**  
CRYER  
Fig. 12



**1344**  
CRYER  
Fig. 27



**1345**  
CRYER  
Fig. 28



**1346**  
CRYER  
Fig. 27S



**1347**  
CRYER  
Fig. 28S



**1348**  
SELDIN  
Fig. 2



**1349**  
SELDIN  
Fig. 3



**1350**  
SELDIN  
Fig. 4L



**1351**  
SELDIN  
Fig. 4R



**1352**  
SELDIN  
Fig. 1L



**1353**  
SELDIN  
Fig. 1R



# ROOT ELEVATOR



1354



1355



1356



1357



1358



1359



1360

## Root Screws



1362  
Morrison  
2.0 mm



1363  
Morrison  
2.5 mm



1364  
Morrison  
3.0 mm



1361  
Morrison  
3.5 mm

# ROOT ELEVATOR



**1365**  
IS-APICAL



**1366**  
APICAL  
2 mm  
Fig. 1



**1367**  
APICAL  
3 mm  
Fig. 2



**1368**  
APICAL  
4 mm  
Fig. 3



**1369**  
APICAL  
4.5 mm  
Fig. 4



**1370**  
APICAL  
2 mm  
Fig. 5



**1371**  
APICAL  
3 mm  
Fig. 6



**1372**  
APICAL  
4 mm  
Fig. 7



**1373**  
APICAL  
4.5 mm  
Fig. 8



**1374**  
APICAL  
Fig. 9



**1375**  
WINTER  
Fig. 14 L



**1376**  
WINTER  
Fig. 14 R



**1377**  
HEIDBRINK  
Fig. 1



**1378**  
HEIDBRINK  
Fig. 2



**1379**  
FLOHR  
Fig. 1



**1380**  
FLOHR  
Fig. 2




**1381**  
APICAL  
Fig. 1



**1382**  
APICAL  
Fig. 2


# ROOT ELEVATOR



**1384**  
CRYER  
Fig. 1

**1385**  
CRYER  
Fig. 2

**1383**  
IS-CRYER



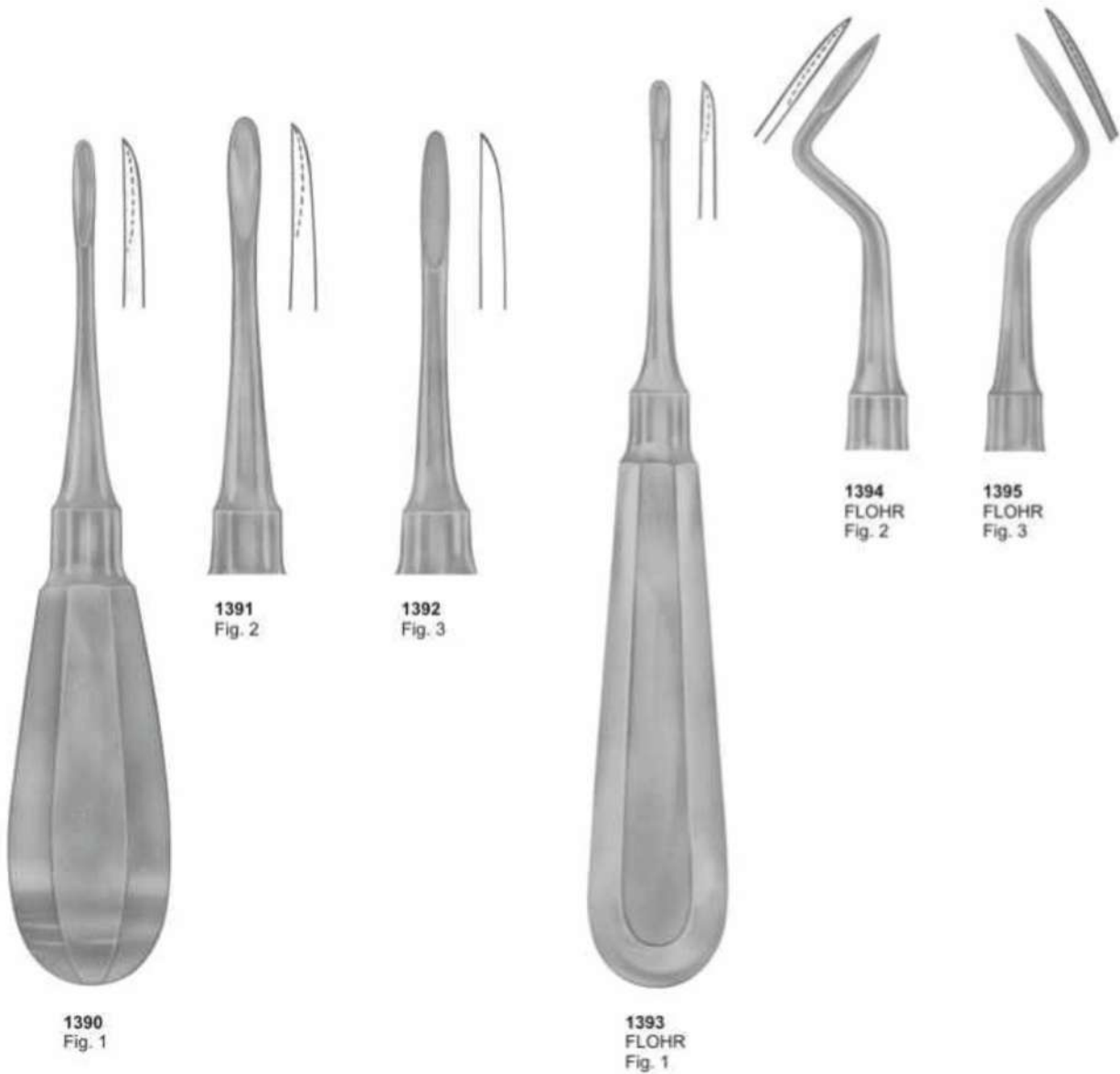
**1387**  
COUPLAND  
Fig. 1

**1388**  
COUPLAND  
Fig. 2

**1389**  
COUPLAND  
Fig. 3

**1386**  
IS-COUPLAND

# ROOT ELEVATOR





# ROOT ELEVATOR



**1396**  
KOPP  
Fig. 1



**1397**  
KOPP  
Fig. 2



**1403**  
KOPP  
Fig. 1



**1404**  
KOPP  
Fig. 2



**1396**  
KOPP



**1398**  
KOPP  
Fig. 3



**1399**  
KOPP  
Fig. 4



**1405**  
KOPP  
Fig. 3



**1406**  
KOPP  
Fig. 4



**1402**  
KOPP

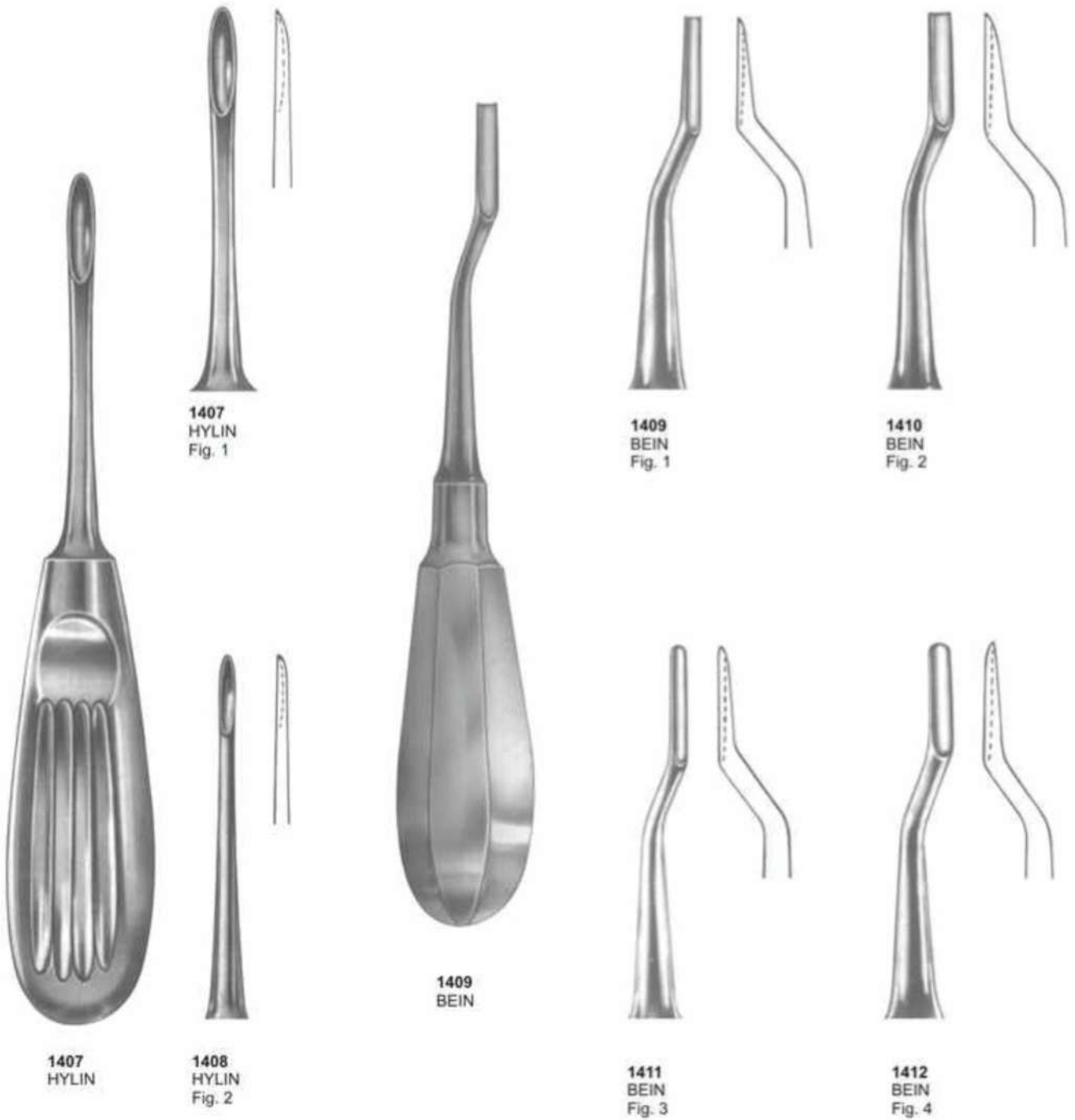


**1400**  
KOPP  
Fig. 5



**1401**  
KOPP  
Fig. 6

# ROOT ELEVATOR



# ROOT ELEVATOR



1413  
WARWICK-JAMES  
Fig. 1



1413  
Warwick-James  
Fig. 2



1414  
Warwick-James  
Fig. 3



1415  
London-Hospital  
Fig. 1



1415  
London-Hospital  
Fig. 2



1416  
London-Hospital  
Fig. 3



1417  
OTT

# ROOT ELEVATOR



1418  
CHOMPRET  
Fig. 1



1419  
CHOMPRET  
Fig. 2



1420  
CHOMPRET  
Fig. 3



1421  
CHOMPRET  
Fig. 4



1423  
Fig. 1



1422  
Fig. 2



1424  
Fig. 1



1425  
Fig. 2



1426  
APICAL



# ROOT ELEVATOR



1427  
IS-Fig. 1



1428  
Fig. 2



1429  
Fig. 3



1430  
HEIDBRINK  
Fig. 1



1431  
HEIDBRINK  
Fig. 2



1432  
HEIDBRINK  
Fig. 3



1438  
MEAD  
MD1



1433  
LECLUSE



1434  
MEAD  
MD-5 A



1435  
MEAD  
MD-6 A



1436  
MEAD  
MD-7 A



1437  
MEAD  
MD-8



# ROOT ELEVATOR



**1439**  
WINTER  
Fig. 1L




**1440**  
WINTER  
Fig. 1R



**1441**  
WINTER  
Fig. 2L



**1442**  
WINTER  
Fig. 2R



**1439**  
WINTER



**1443**  
WINTER  
Fig. 11L



**1444**  
WINTER  
Fig. 11R



**1445**  
WINTER  
Fig. 12L



**1446**  
WINTER  
Fig. 12R



**1447**  
WINTER  
Fig. 14L



**1448**  
WINTER  
Fig. 14R



# ROOT ELEVATOR



**1449**  
BARRY  
Fig. 1



**1450**  
BARRY  
Fig. 2



**1451**  
BARRY  
Fig. 3



**1452**  
BARRY  
Fig. 4



**1449**  
BARRY



**1453**  
BARRY  
Fig. 11



**1454**  
BARRY  
Fig. 12



**1455**  
BARRY  
Fig. 17



**1456**  
BARRY  
Fig. 18



# ROOT ELEVATOR



**1458**  
CRYER  
Fig. 26



**1459**  
SELDIN  
Fig. 27



**1460**  
CRYER  
Fig. 28



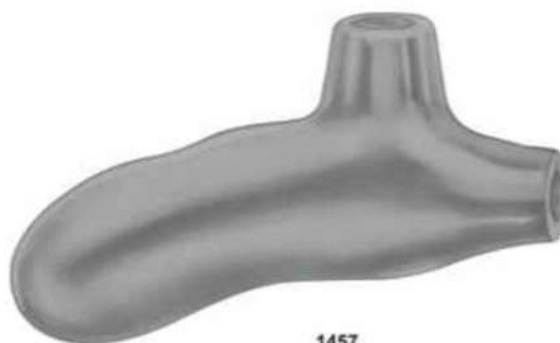
**1461**  
CRYER  
Fig. 29



**1462**  
HEIDBRINK  
Fig. 22



**1463**  
HEIDBRINK  
Fig. 23



**1457**





# ROOT ELEVATOR



**1465**  
KOPP  
Fig. 31



**1466**  
KOPP  
Fig. 32



**1467**  
KOPP  
Fig. 33



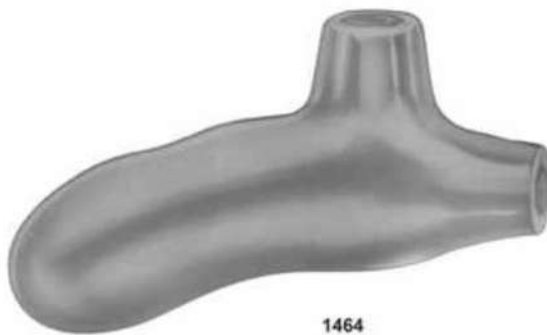
**1468**  
KOPP  
Fig. 34



**1469**  
KOPP  
Fig. 35



**1470**  
KOPP  
Fig. 44



**1464**

# ROOT ELEVATOR



1472  
HEIDBRINK  
Fig. 10




1473  
WINTER  
Fig. 11



1474  
WINTER  
Fig. 12



1475  
BARRY  
Fig. 17



1476  
BARRY  
Fig. 18



1477  
BARRY  
Fig. 20

Root Elevators according to Dr. Sader,  
with interchangeable working tips



1471



1478



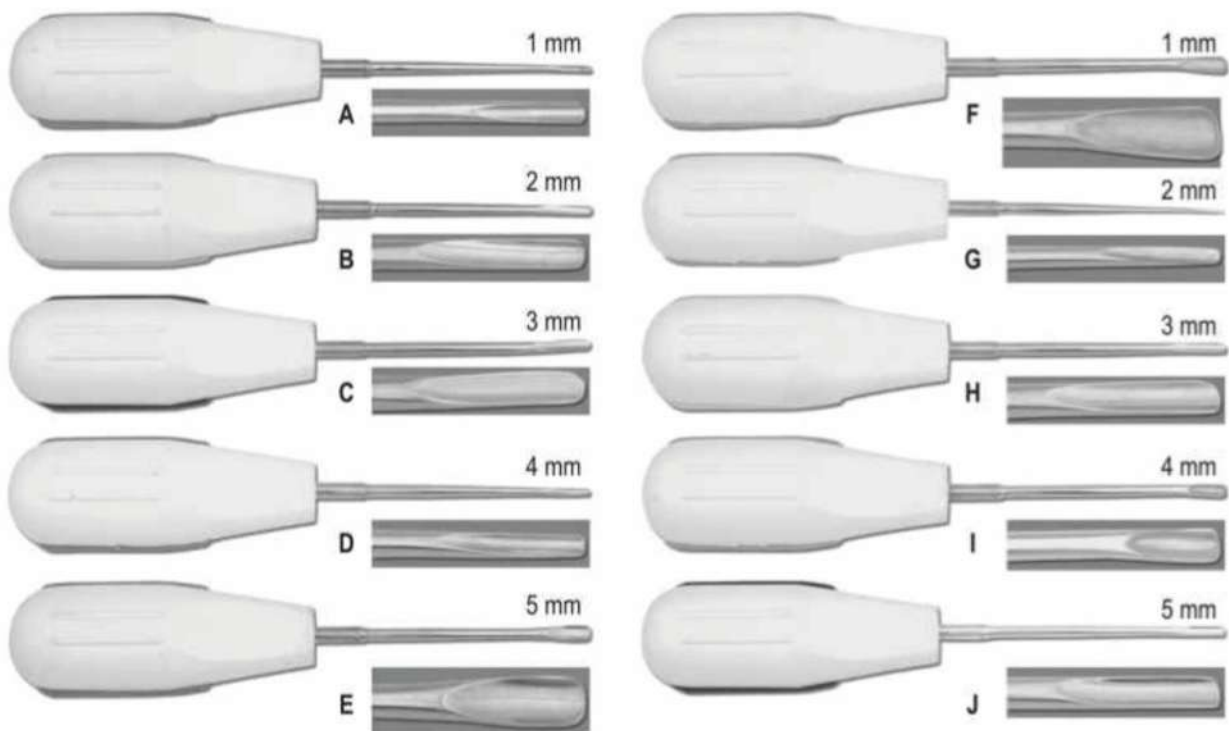
1479



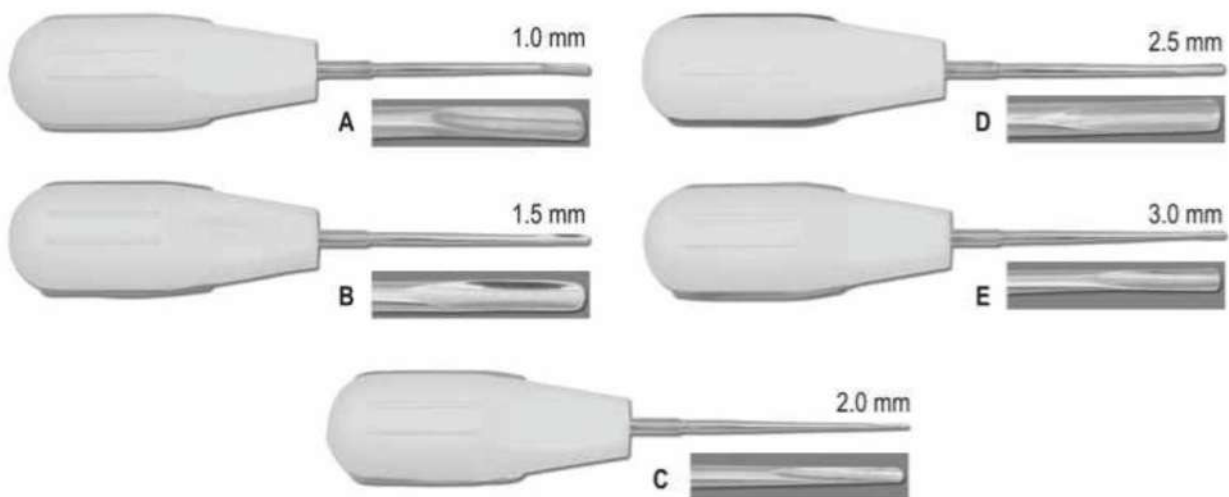
1480

# ROOT ELEVATOR

Root Elevator, Plastic Handle, Set of 10 Pcs



1482  
Root Elevator, Plastic Handle, Set of 5 Pcs





AMIJAS SURGICAL  
INSTRUMENTS

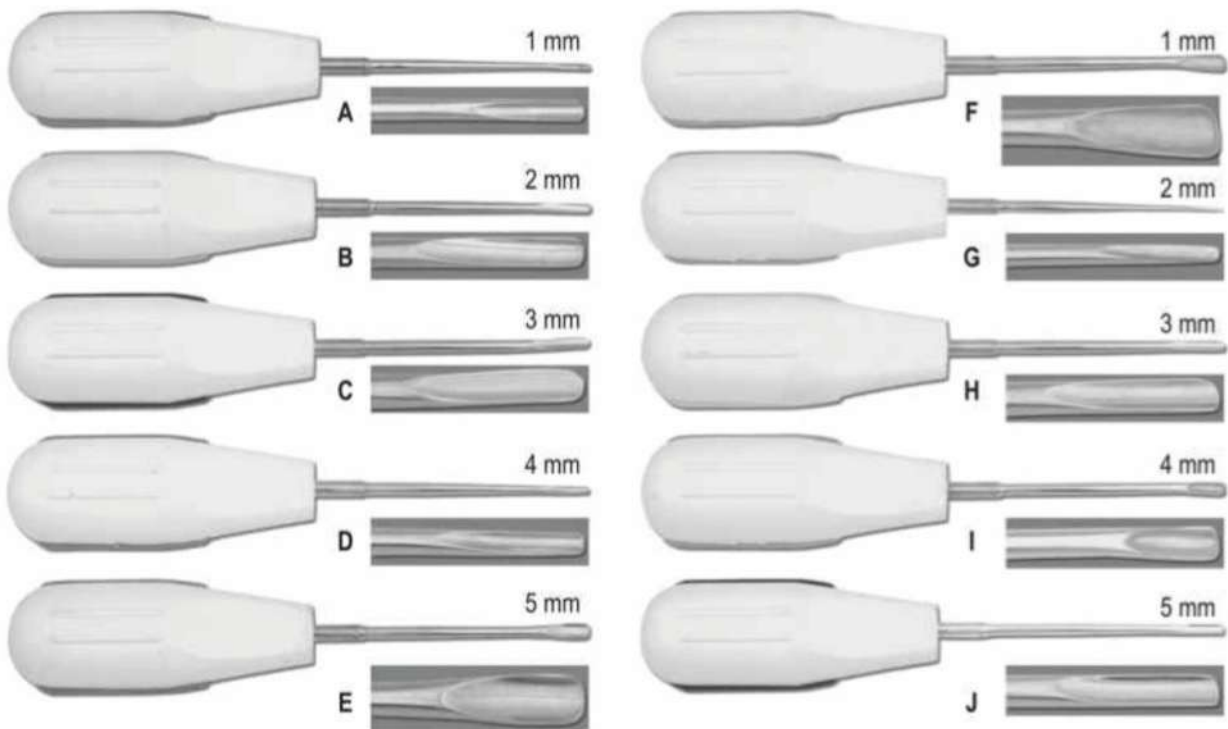
## RESTORATIVE INSTRUMENT



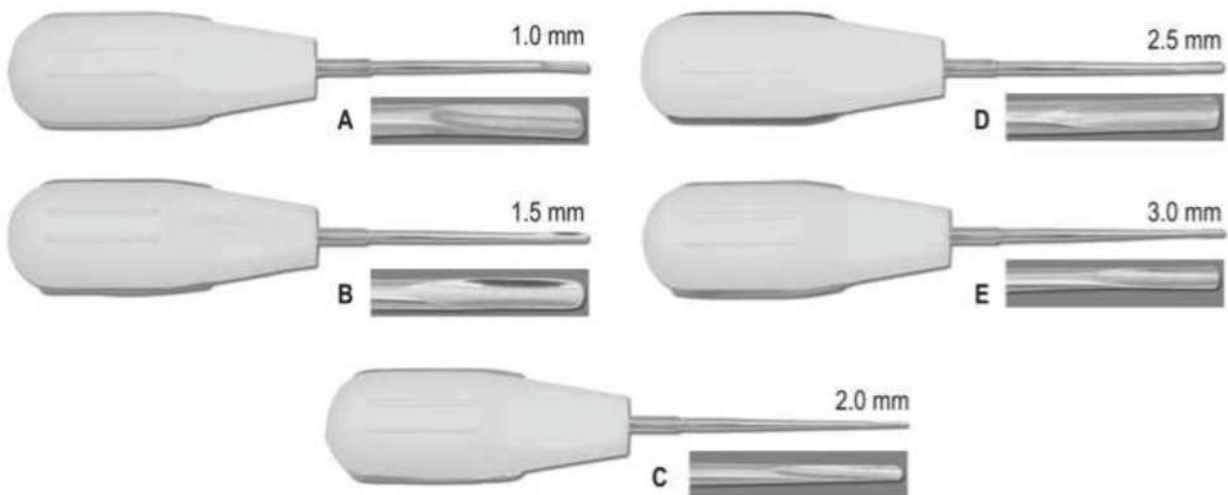


# RESTORATIVE INSTRUMENT

Root Elevator, Plastic Handle, Set of 10 Pcs




1482  
Root Elevator, Plastic Handle, Set of 5 Pcs





# RESTORATIVE INSTRUMENT



# RESTORATIVE INSTRUMENT




**1512**  
Hollow Handle  
Fig.1

**1513**  
Hollow Handle  
Fig.2

**Mouth Mirrors,  
Magnifying 1513-A  
Plain 1512-B**

Fig. 00	Ø 8 mm
Fig. 0	Ø 10 mm
Fig. 1	Ø 14 mm
Fig. 2	Ø 16 mm
Fig. 3	Ø 18 mm
Fig. 4	Ø 20 mm
Fig. 5	Ø 22 mm
Fig. 6	Ø 24 mm
Fig. 7	Ø 26 mm
Fig. 8	Ø 28 mm
Fig. 9	Ø 30 mm
Fig. 10	Ø 32 mm



# RESTORATIVE INSTRUMENT



1529



1530



1531



1532



1533



1534



1535  
Parallelometer  
mouth mirror

1536  
Parallelometer  
mouth mirror  
+ handle  
code 2101



1537  
Tactile Tone  
Single Ended



1538  
Handle  
Thompson  
Single Ended



1539  
Hollow Handle



1540  
Hollow Handle  
Stainless  
Steel



1541  
Cone-socket  
Hollow Handle



1542  
Hollow Handle




1543  
Hollow Handle

# RESTORATIVE INSTRUMENT

## SCALERS - JAQUETTE



## SCALERS - OCTAGONAL







**AMIJAS SURGICAL**  
INSTRUMENTS

## RESTORATIVE INSTRUMENT



**1557**  
U15



**1558**  
No. 3



**1559**  
No. 12



**1560**  
WHITESIDE 1-0



**1561**  
WHITESIDE 2-0



**AMIJAS SURGICAL**  
INSTRUMENTS

## RESTORATIVE INSTRUMENT



**1562**  
YAOUNGER/GOOD  
7-8



**1563**  
H5-33



**1564**  
204SD



**1565**  
H6-7



**1566**  
204S



**1567**  
TOWNER/JAQUETTE  
U15-30



# RESTORATIVE INSTRUMENT



**1568**  
JAQUETTE (33-U15)



**1569**  
JAQUETTE  
2Y-3Y



**1570**  
JAQUETTE  
30-U15



**1571**  
JAQUETTE  
2YS-3YS



**1572**  
JAQUETTE  
33-H5



**1573**  
YOUNGER/GOOD  
7-8



**1574**  
204S



**1575**  
204SD



**1576**  
H6-7



**1577**  
JAQUETTE  
2S-3S



**1578**  
JAQUETTE  
1Y-1YS



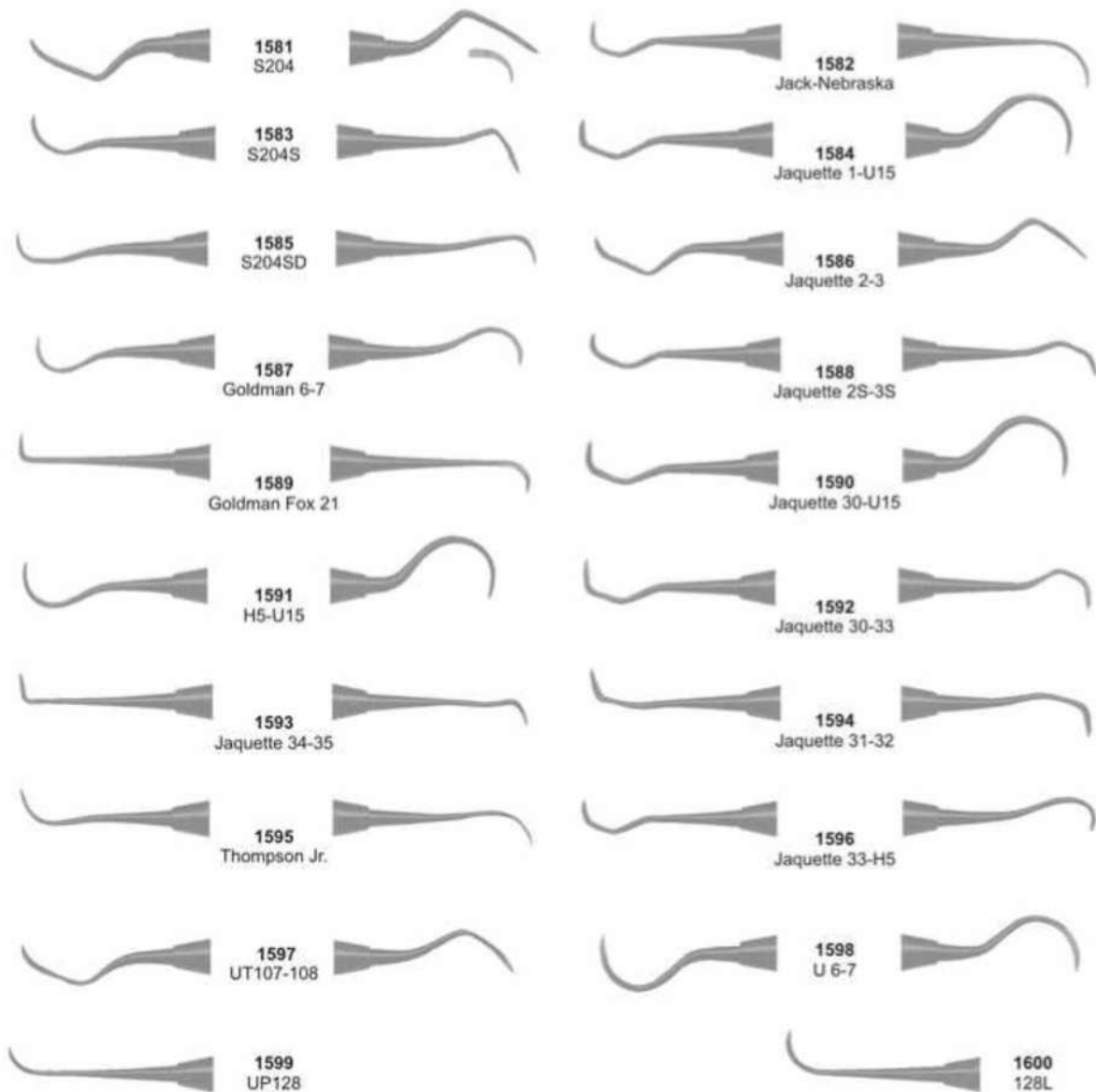
**1579**  
JAQUETTE  
2-3



# RESTORATIVE INSTRUMENT

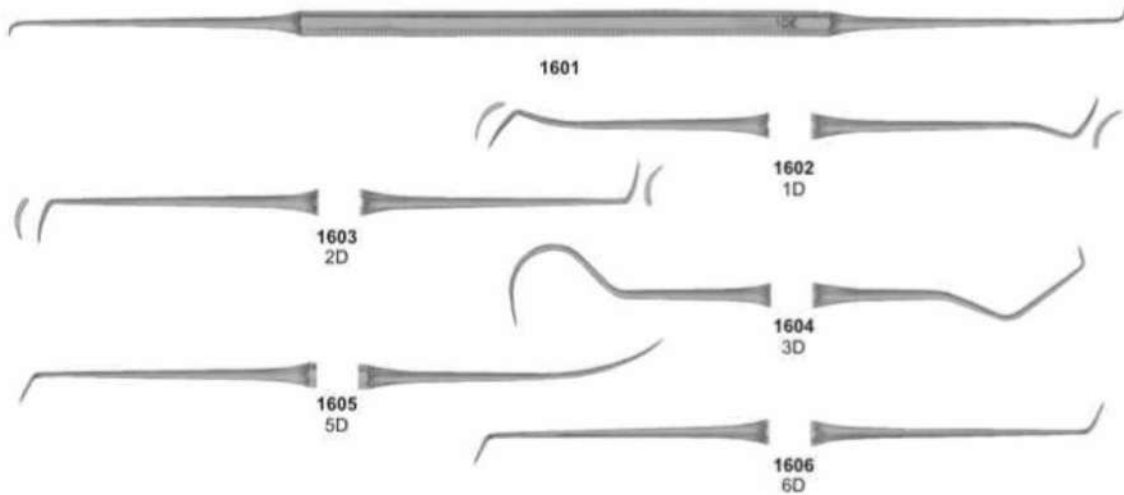


**1580**  
JAQUETTE (33-U15)

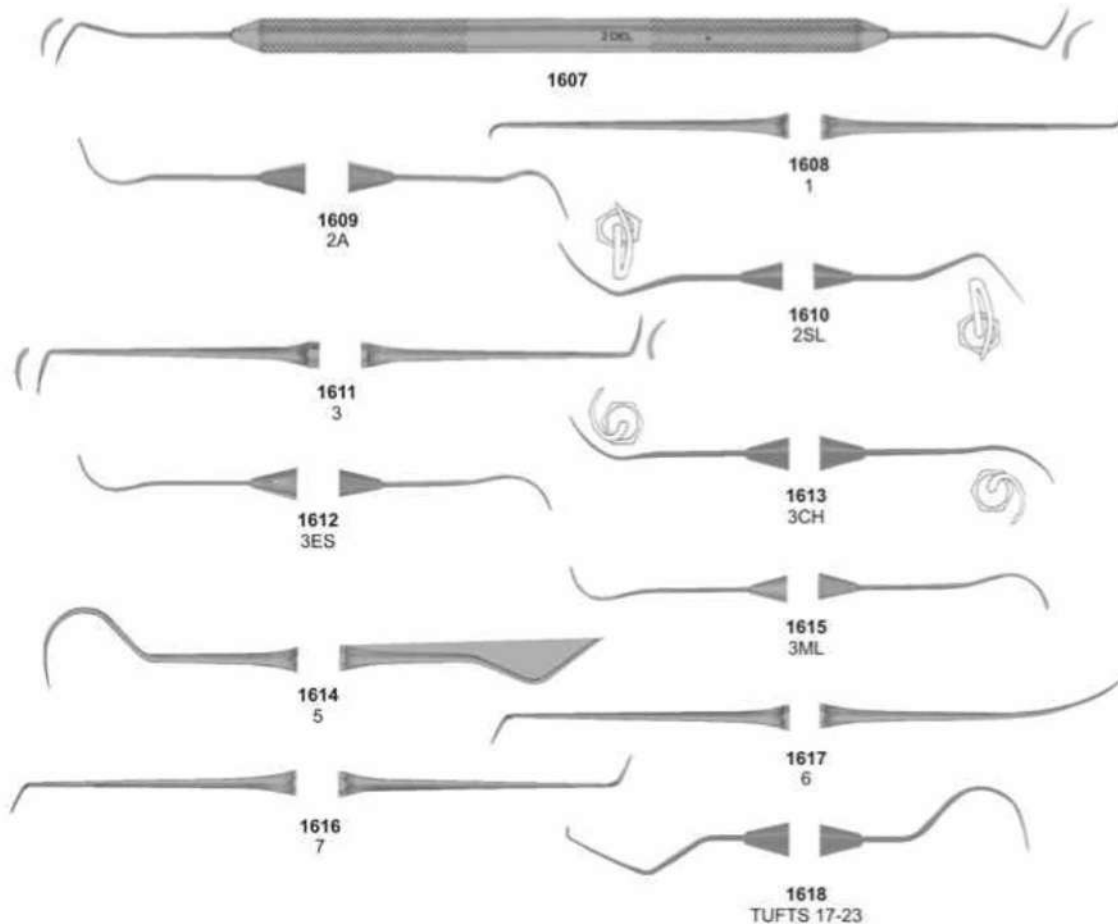


# RESTORATIVE INSTRUMENT

## Explorers Double Ended - Octagonal



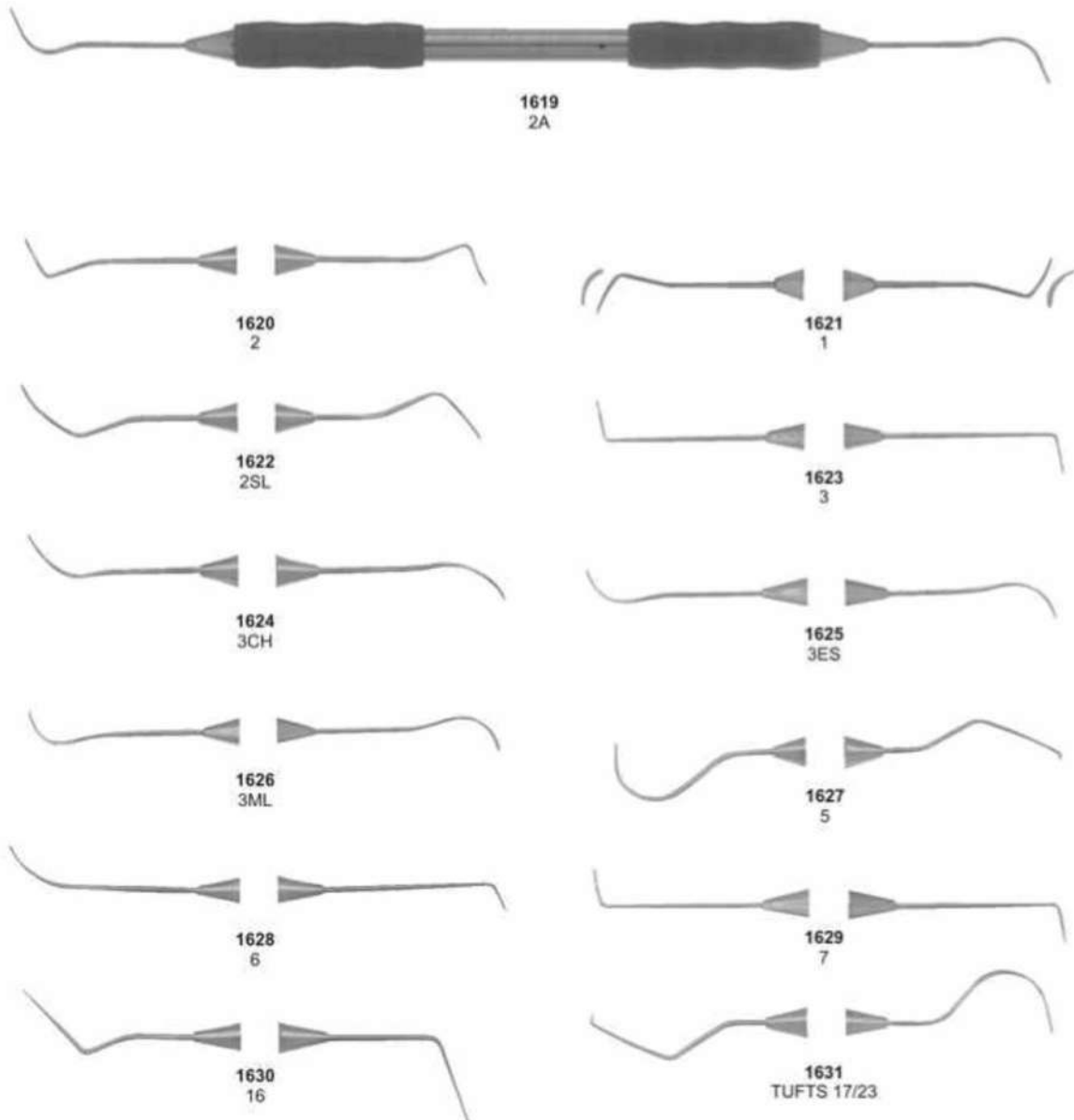
## Explorers Double Ended - Standard





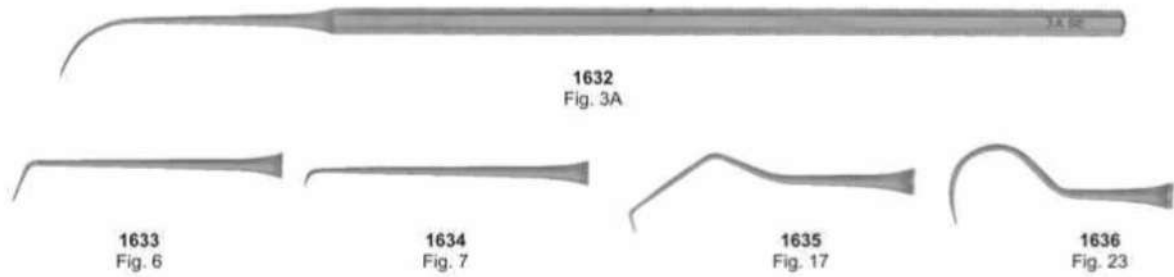
# RESTORATIVE INSTRUMENT

## Explorers Double Ended Tactile Tone

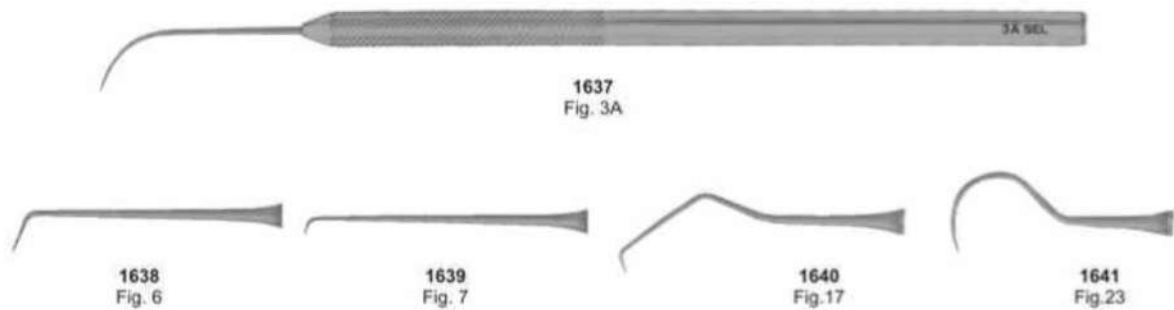


# RESTORATIVE INSTRUMENT

## Explorers Single Ended - Octagonal




## Explorers Single Ended - Standard



## Probe / Explorer - Octagonal

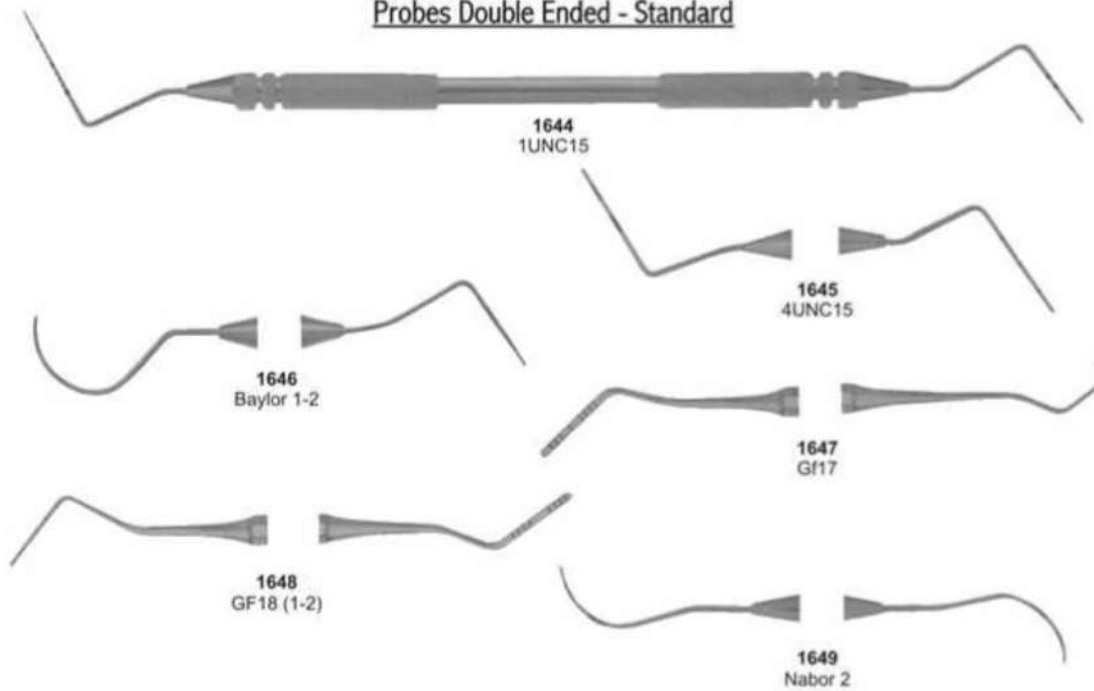


## Double Ended Probe - Octagonal

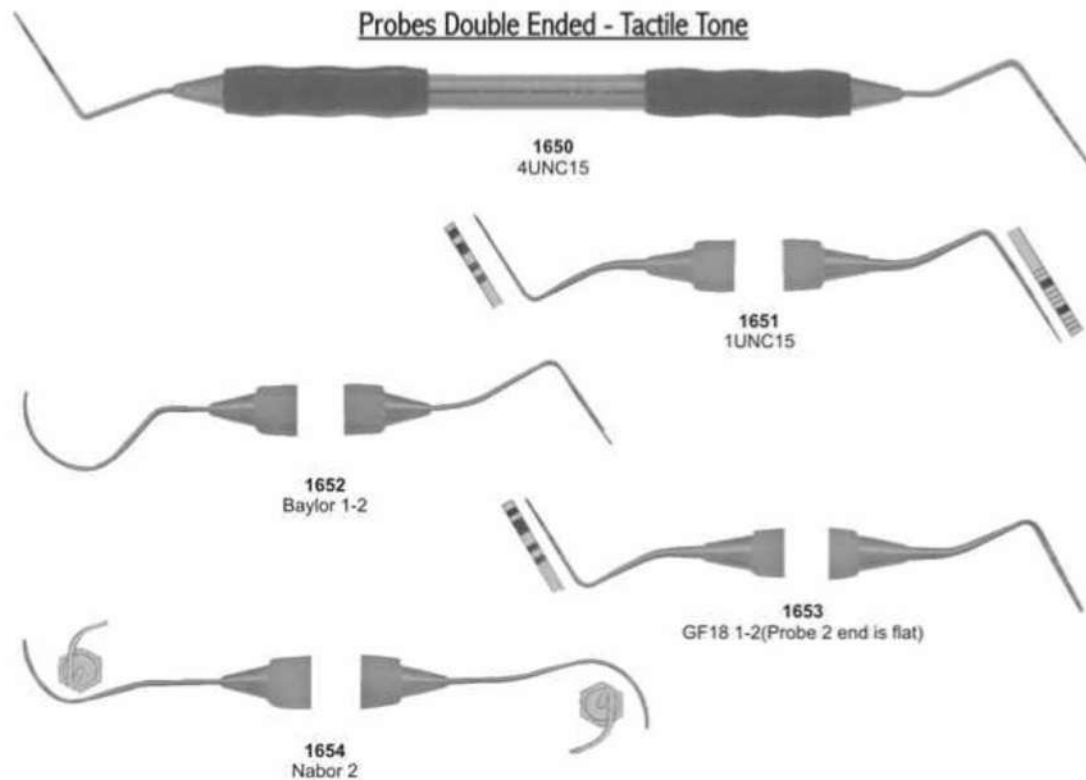


# RESTORATIVE INSTRUMENT


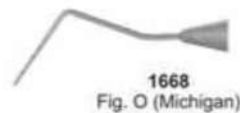
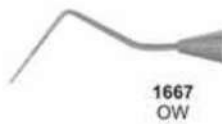
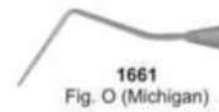
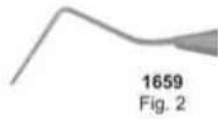
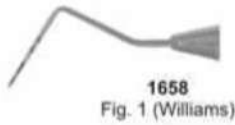
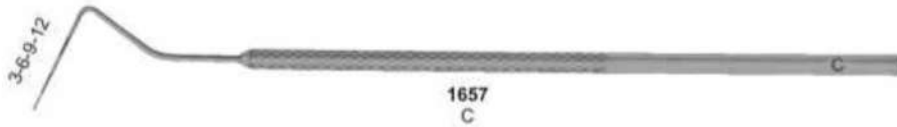
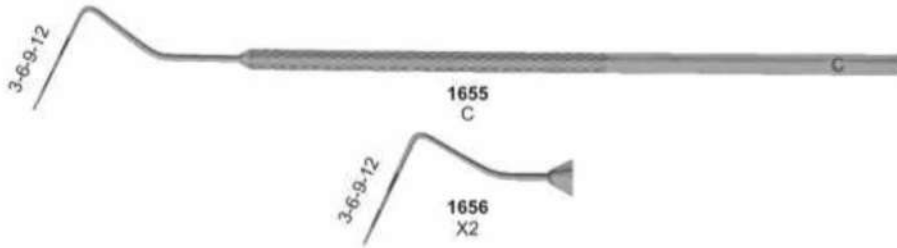
## Probes Double Ended - Standard



## Probes Double Ended - Tactile Tone

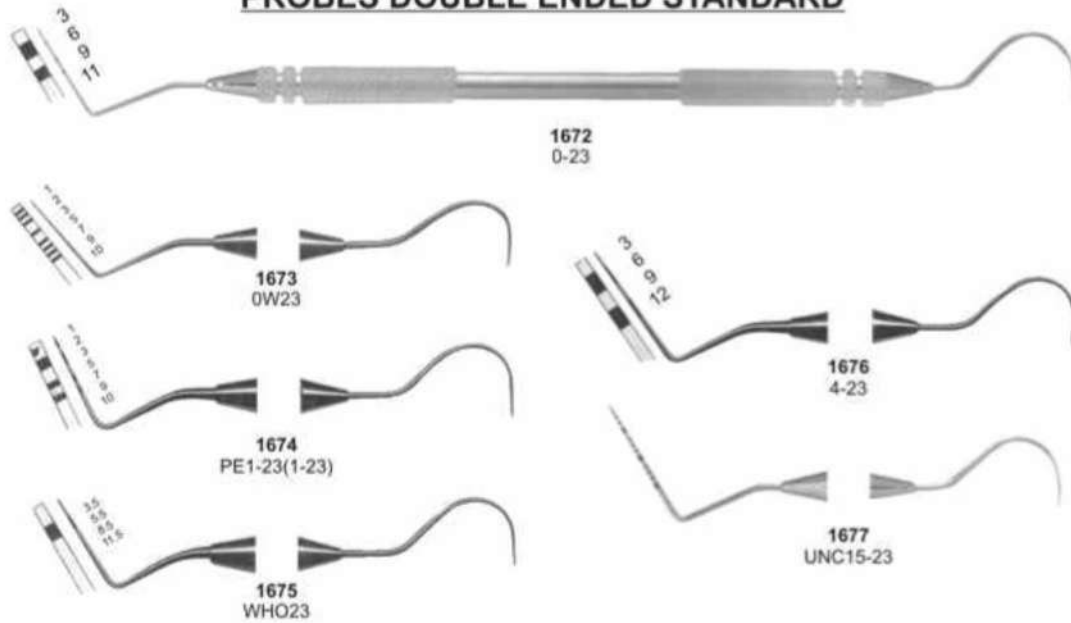


# RESTORATIVE INSTRUMENT




# RESTORATIVE INSTRUMENT

## PROBES DOUBLE ENDED STANDARD



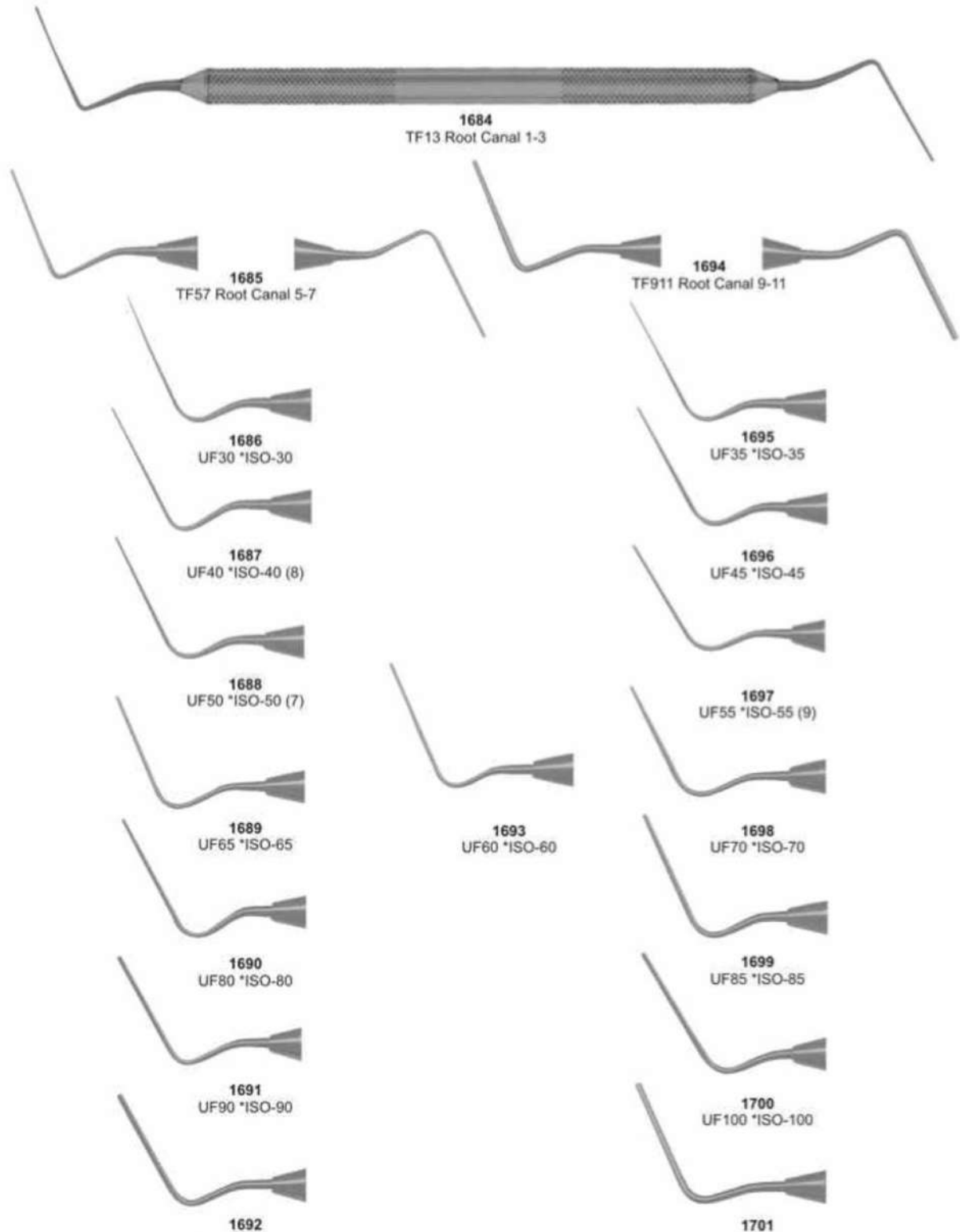
## PROBES DOUBLE ENDED TACTILE TONE





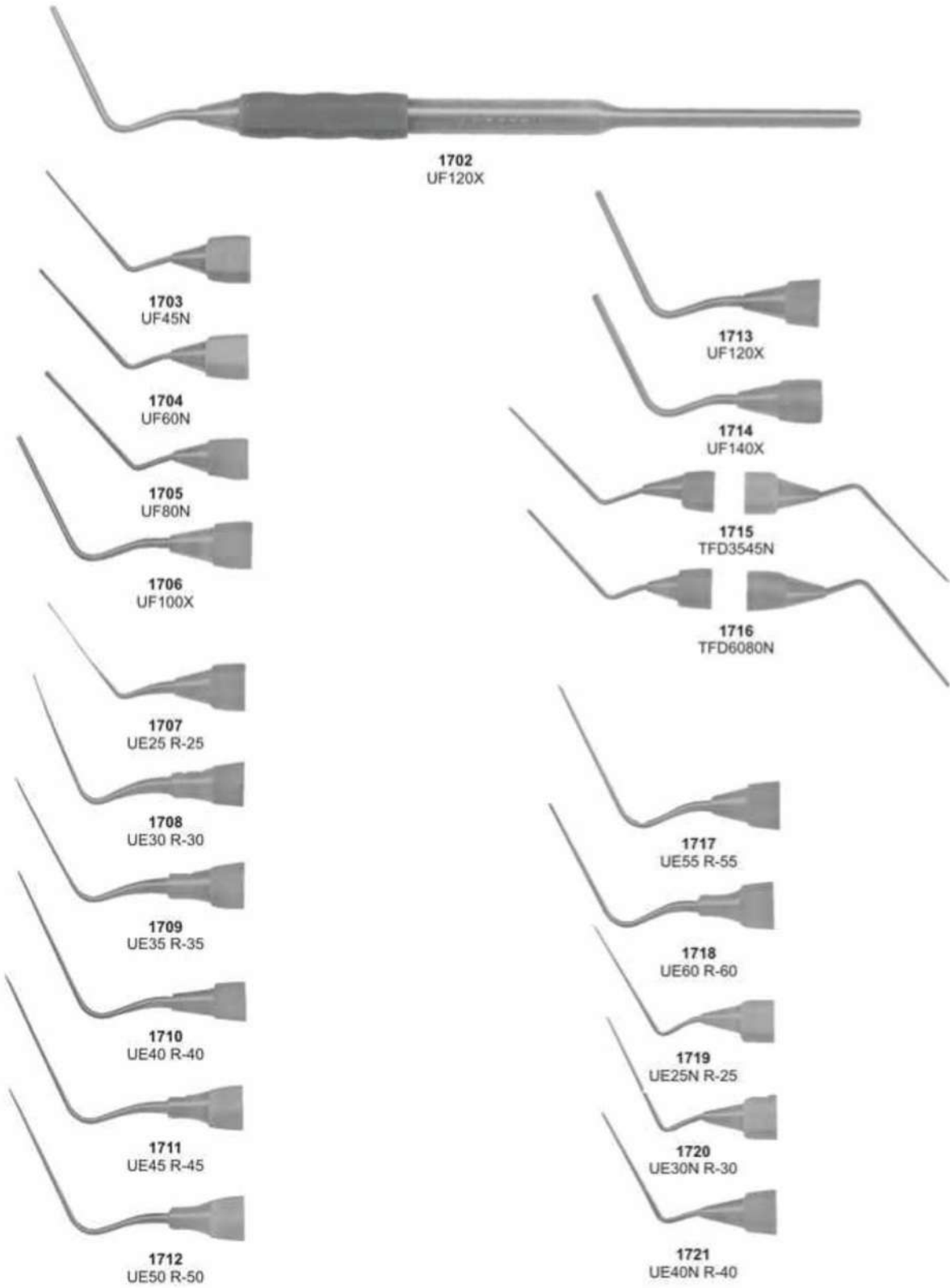


# RESTORATIVE INSTRUMENT





# RESTORATIVE INSTRUMENT



# RESTORATIVE INSTRUMENT

**1722**  
No. D11



D1 .33mm, D16 .95mm

**1723**  
No. D11T



D1 .24mm, D2 .84mm

**1724**  
No. KR1



D1 .23mm, D2 .61mm

**1725**  
No. 25S



D1 .26mm, D2 .53mm

**1726**  
No. W1S



D1 .25mm, D16 .55mm

**1727**  
No. W2S



D1 .40mm, D2 .70mm



**1728**  
Lucks No.1




**1729**  
Lucks No.2




**1730**  
Lucks No.3




**1731**  
Lucks No.4




**1732**  
No. 5, D(1mm).50mm, .55mm D(5mm)  
D(16mm), 85mm, .75mm D(16mm)



**1733**  
No. 7, D(1mm).70mm, .50mm D(5mm)  
D(16mm), 1.00mm, .75mm D(16mm)



**1734**  
No. 9, D(1mm)1.00mm, .63mm D(5mm)  
D(16mm), 1.30mm, .75mm D(16mm)




**1735**  
No. 11, D(1mm)1.20mm, .63mm D(5mm)  
D(16mm), 1.50mm, .75mm D(16mm)



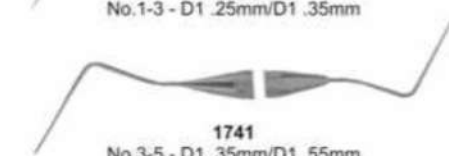
**1736**  
No.1 (D1 .35mm, D16 .75mm)



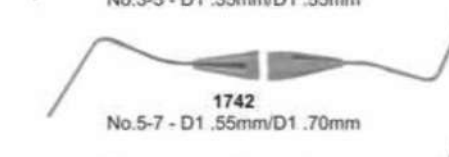
**1737**  
No.2 D1 .55mm, D16 .85mm



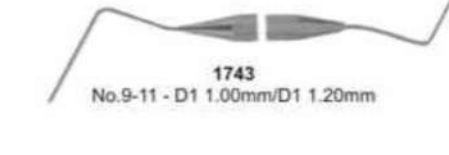
**1738**  
No.3 D1 .85mm, D16 1.15mm



**1739**  
No.4 D1 1.00mm, D16 1.30mm



**1740**  
No.1-3 - D1 .25mm/D1 .35mm



**1741**  
No.3-5 - D1 .35mm/D1 .55mm



**1742**  
No.5-7 - D1 .55mm/D1 .70mm




**1743**  
No.9-11 - D1 1.00mm/D1 1.20mm



**AMIJAS SURGICAL**  
INSTRUMENTS

## RESTORATIVE INSTRUMENT



1744  
No. 14

1745  
No. 17

1746  
No. 18

1747  
No. 19

1748  
No. 38/639

1749  
No. 61/62

1750  
No. 31L

1751  
No. 33L



1752  
No. 22

1753  
No. 3/6

1754  
No. 89/92



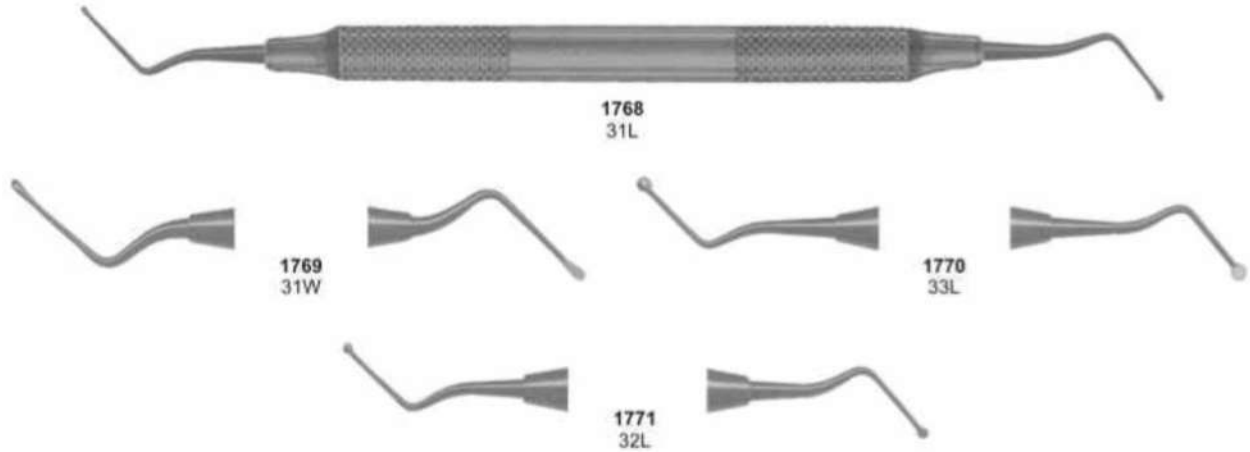
# RESTORATIVE INSTRUMENT



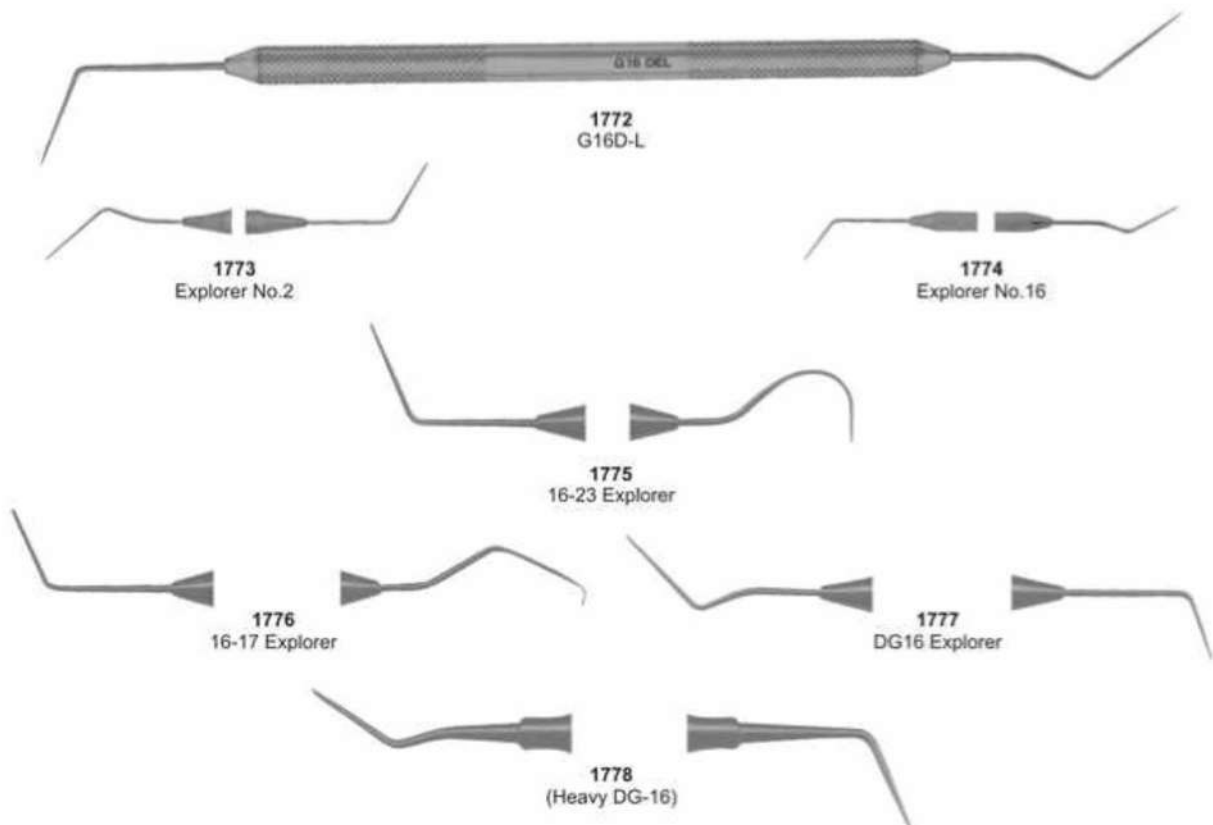


# RESTORATIVE INSTRUMENT

## Excavators




## Explorers / Probes





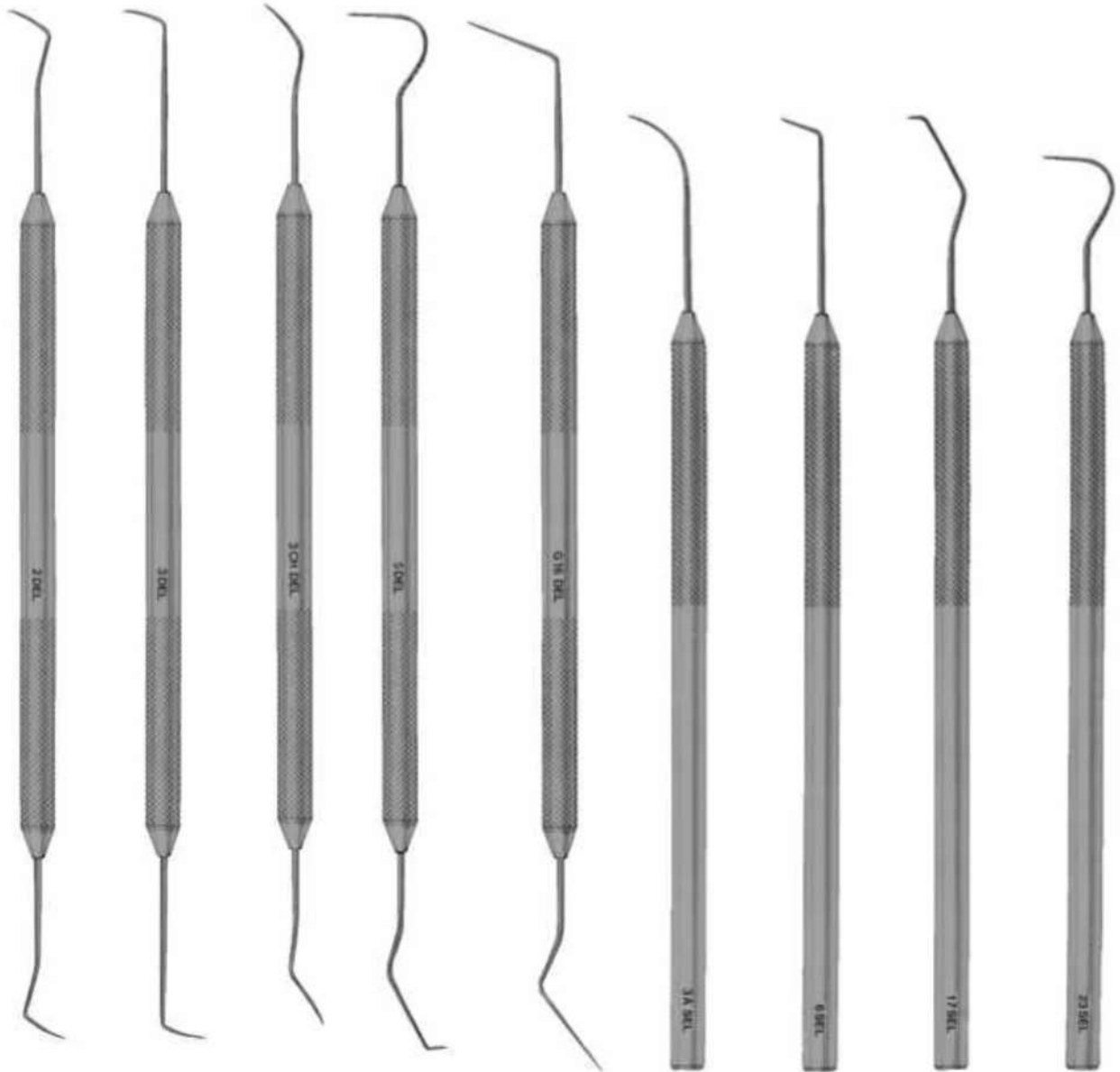
**AMIJAS SURGICAL**  
INSTRUMENTS

## RESTORATIVE INSTRUMENT





## RESTORATIVE INSTRUMENT



**1790**  
No. 2D-L

**1791**  
No. 3D-L

**1792**  
No. 3CHD-L

**1793**  
No. 5D-L

**1794**  
No. G16D-L

**1795**  
No. 3AS-L


**1796**  
No. 6S-L

**1797**  
No. 17S-L


**1798**  
No. 23S-L




# RESTORATIVE INSTRUMENT



**1799**  
Gf17 Probe/Explorer



**1800**  
PE 1-23 Probe/Explorer



**1801**  
Probe 0 / 23 Explorer (fine)



**1802**  
Probe 1 / 23 Explorer



**1804**  
Probe 4 / 23 Explorer



**1803**  
Probe OW / 23 Explorer



**1805**  
Ball Tip Probe WHO / 23 Explorer

## PROBES



**1806**  
Gf18 Probe




**1807**  
"C" Probe



**1808**  
X2 Probe



**1809**  
1-2 (Probe 2 end is flat)



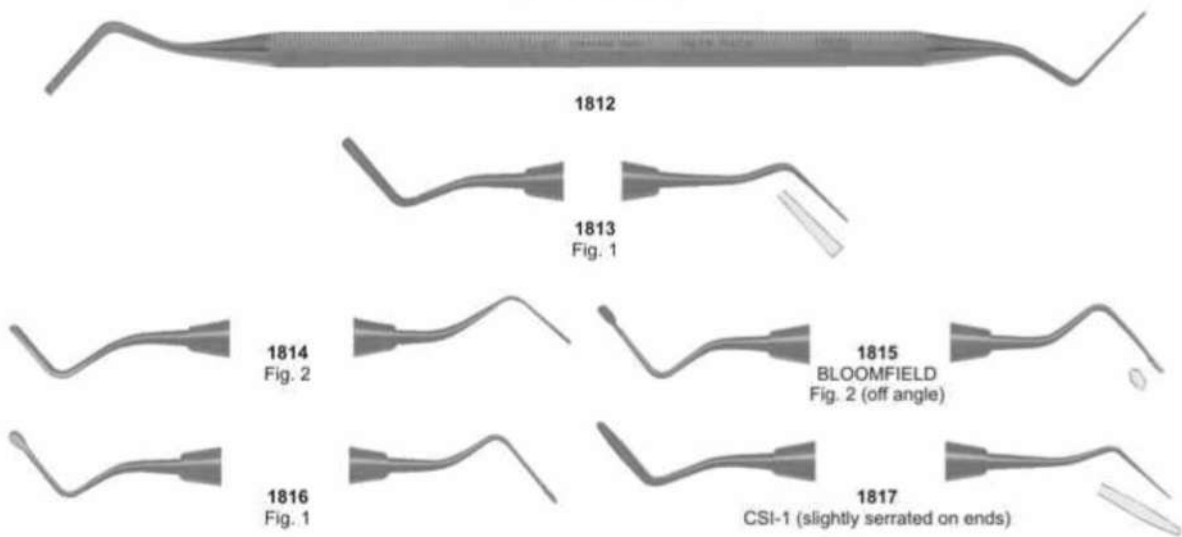
**1810**  
1 UNC 15



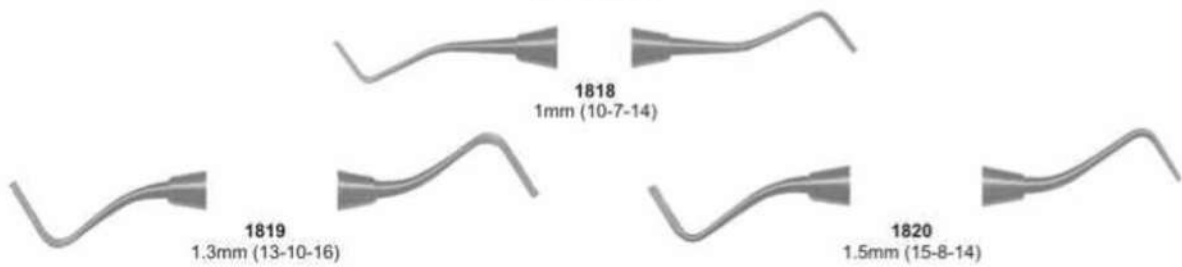
**1811**  
4 SE

# RESTORATIVE INSTRUMENT

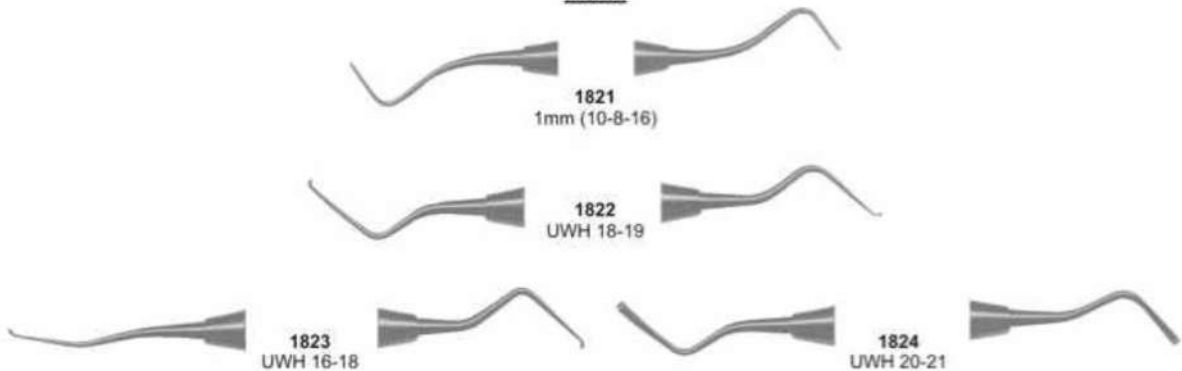
## CORD PACKERS



## HATCHETS



## HOES





# RESTORATIVE INSTRUMENT



**1825**  
P.K.Thomas 1



**1826**  
P.K.Thomas 2



**1827**  
P.K.Thomas 3



**1828**  
P.K.Thomas 4

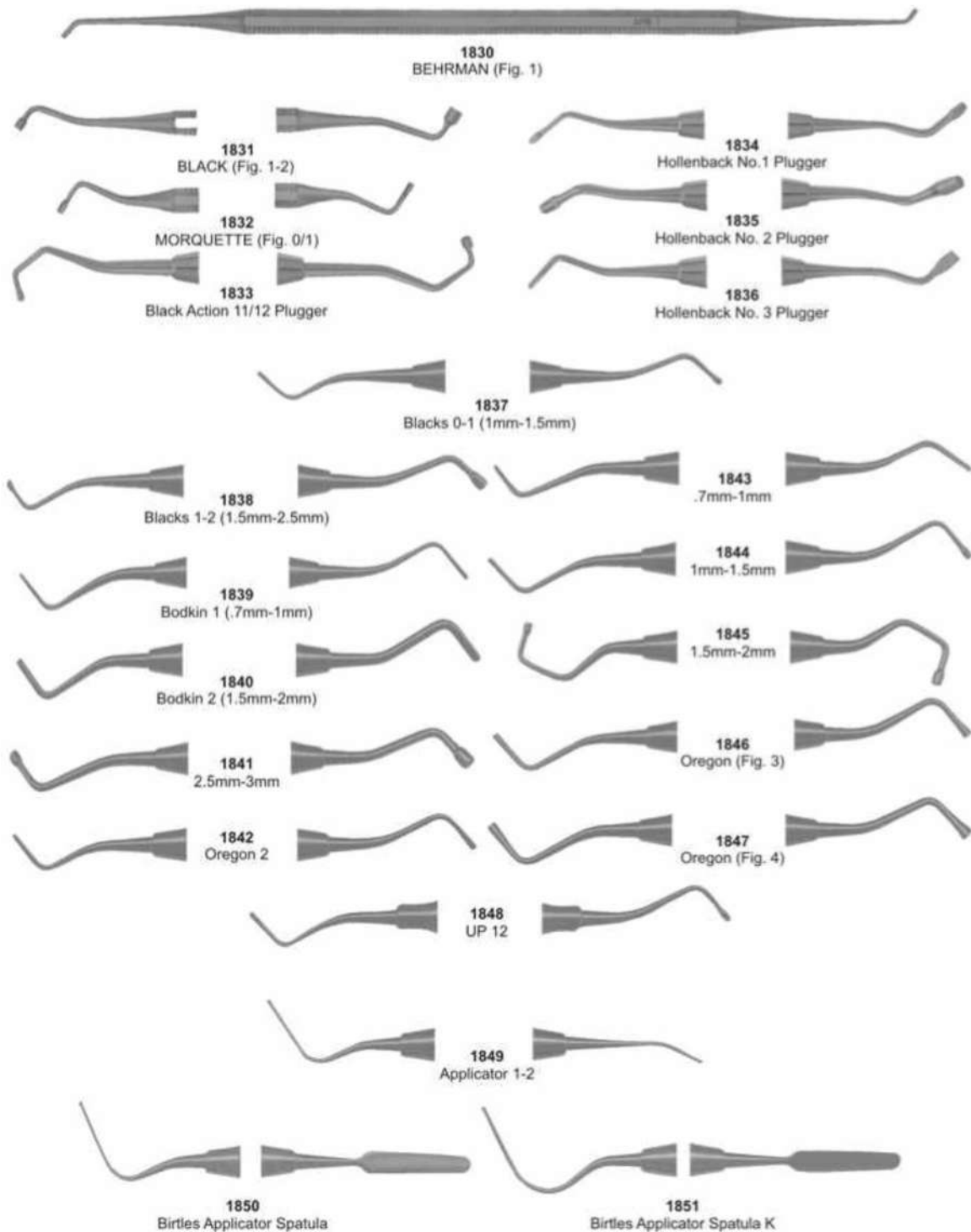


**1829**  
P.K.Thomas 5



**7001**  
Gracey Curettes Set of 7 Pcs, Silicon Handle - Reuseable

# RESTORATIVE INSTRUMENT



# RESTORATIVE INSTRUMENT

## Placement Instruments



**1852**  
PICH (Calcium Hydroxide Placer)



**1853**  
CA

## Stopping Stoppers



**1854**  
Woodson 2

Ø 1.6 mm



**1855**  
Woodson 3S

Ø 2.4 mm



**1856**  
Woodson 3A

Ø 2.6 mm



**1857**  
Woodson 3

Ø 3.0 mm

## Pluggers



**1858**  
Pluggers 0-1

Ø 1.2 mm



**1859**  
Pluggers 1-4

Ø 1.6 mm



**1860**  
Pluggers 4-6

Ø 2.0 mm



**1861**  
Pluggers 6-8

Ø 2.5 mm



**1862**  
Black 1-2

Ø 2.6 mm



**1863**  
Black 2-3

Ø 5.0 mm

# RESTORATIVE INSTRUMENT



1864  
Fig. 1



1865  
Fig. 28/29



1866  
Fig. 34



1867  
Fig. 27/29



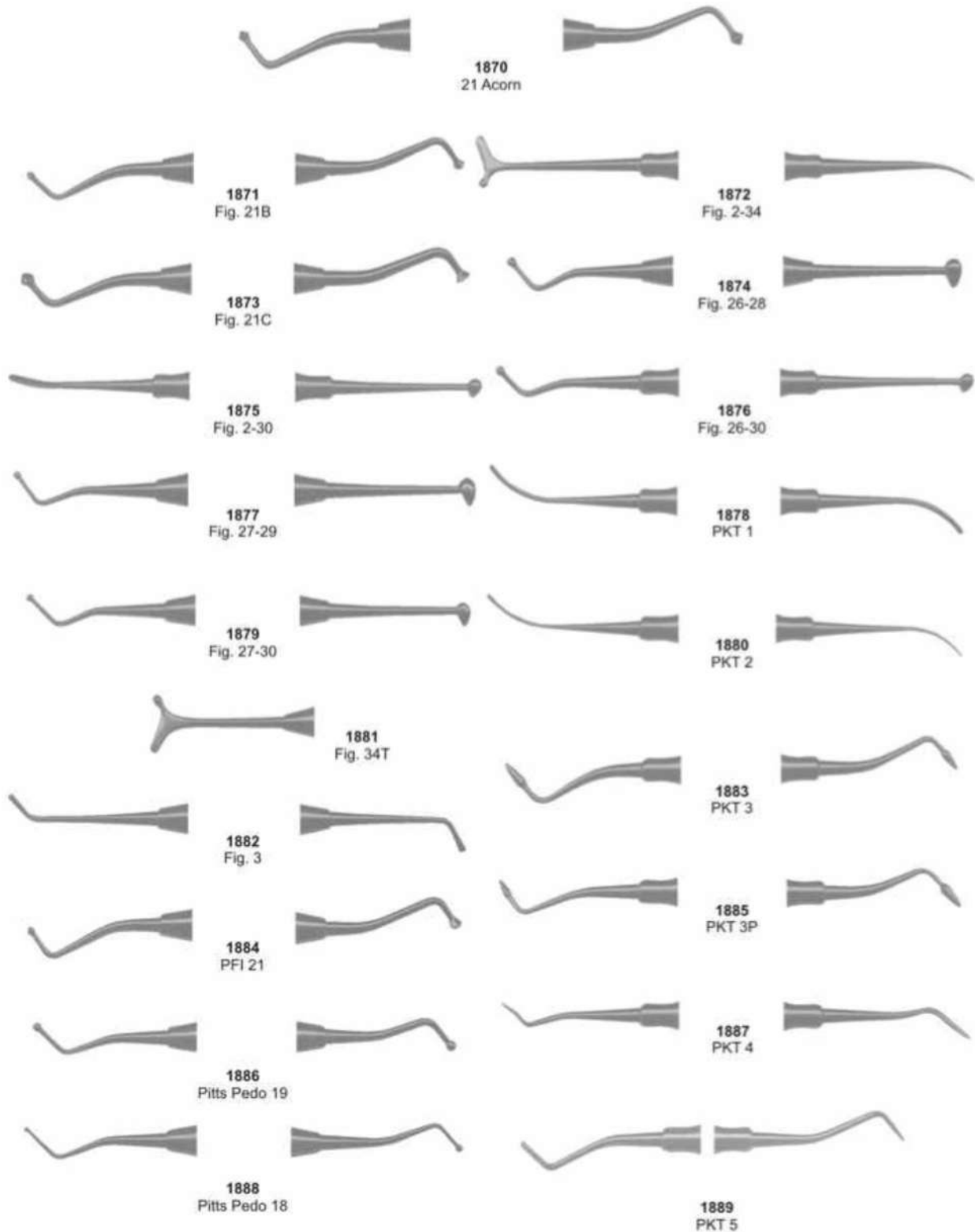
1868  
Fig. 21B



1869  
ACORN  
Fig. 21




# RESTORATIVE INSTRUMENT

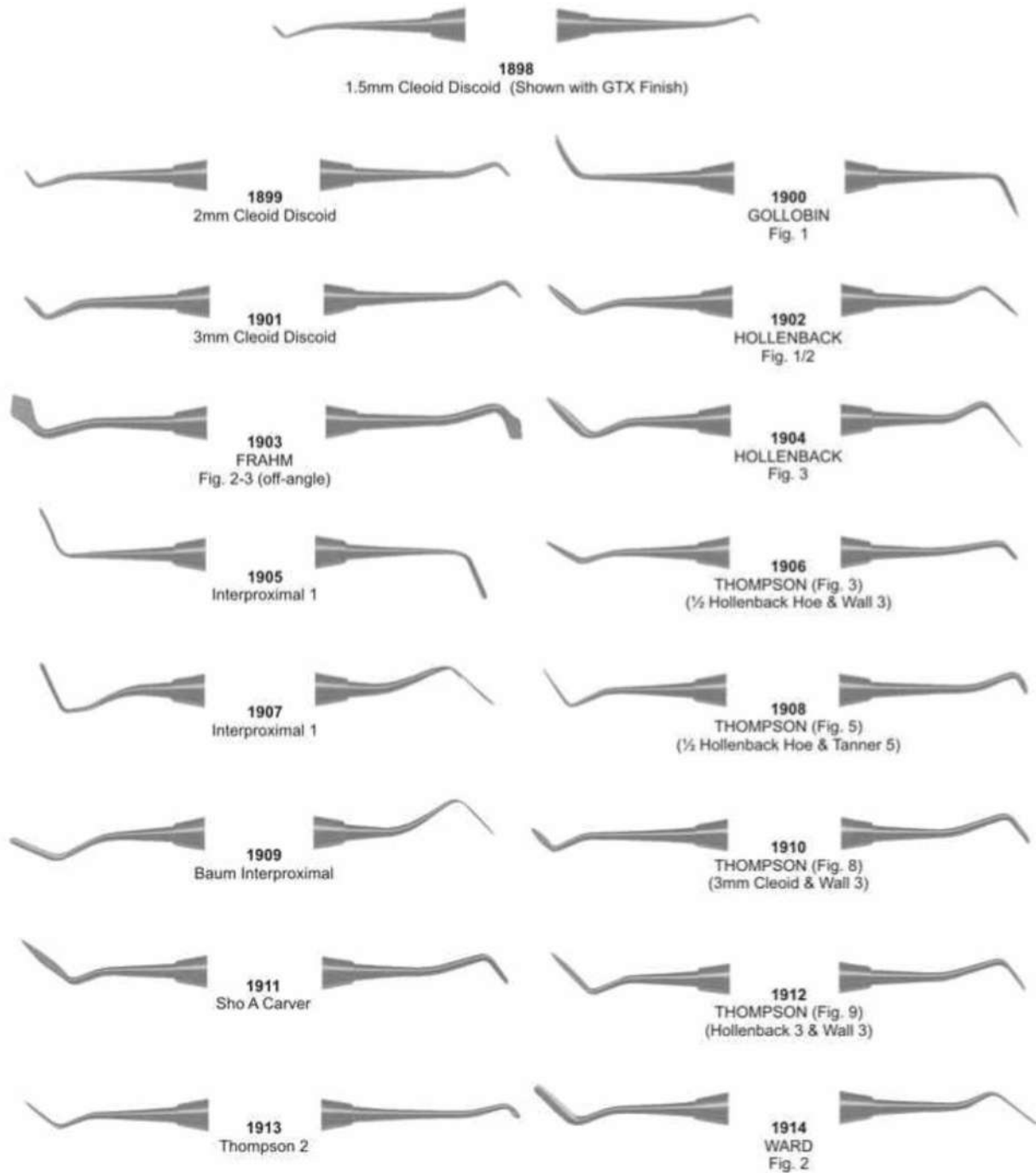




# RESTORATIVE INSTRUMENT

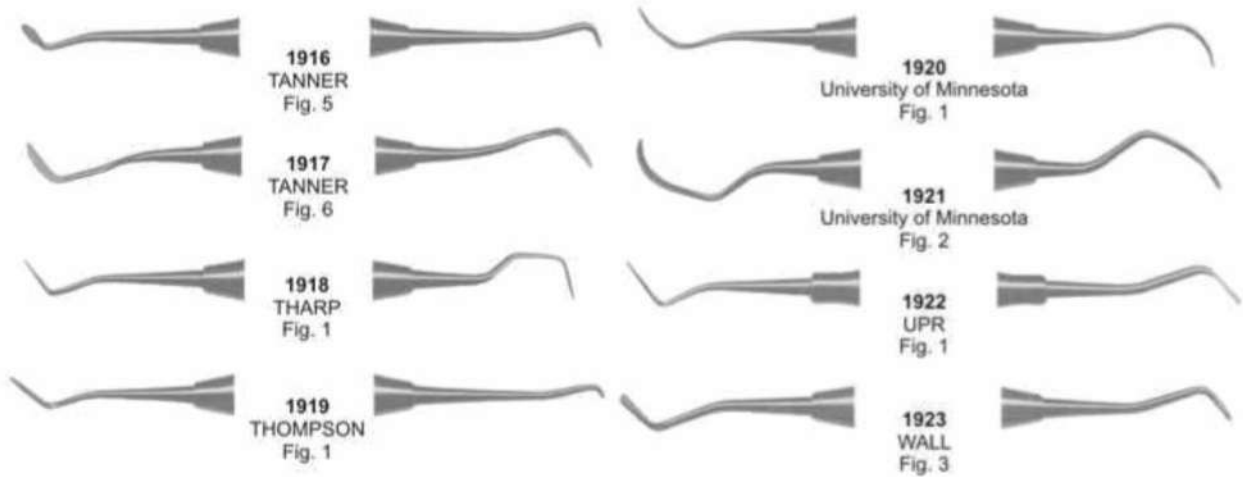


# RESTORATIVE INSTRUMENT




# RESTORATIVE INSTRUMENT

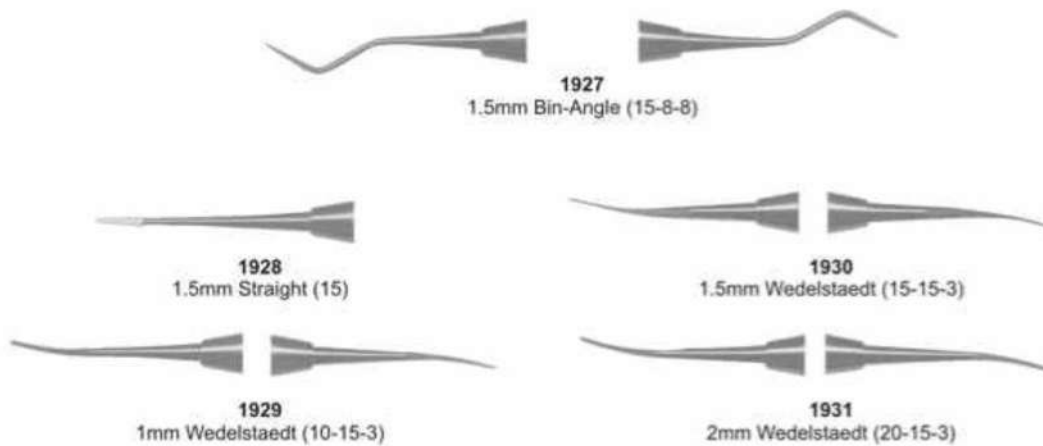
## Composite Interproximal




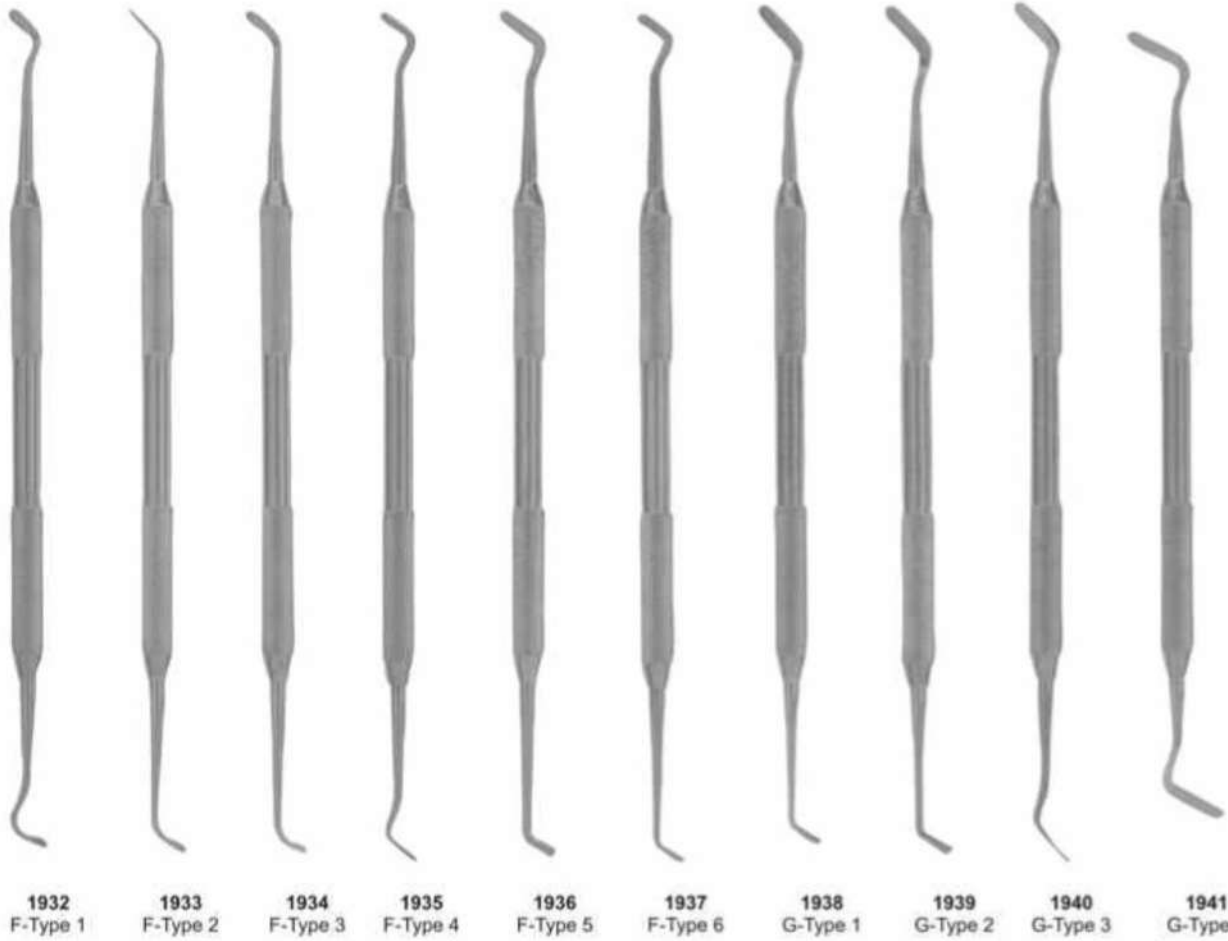
## Contour Carbide Carvers - Finishing



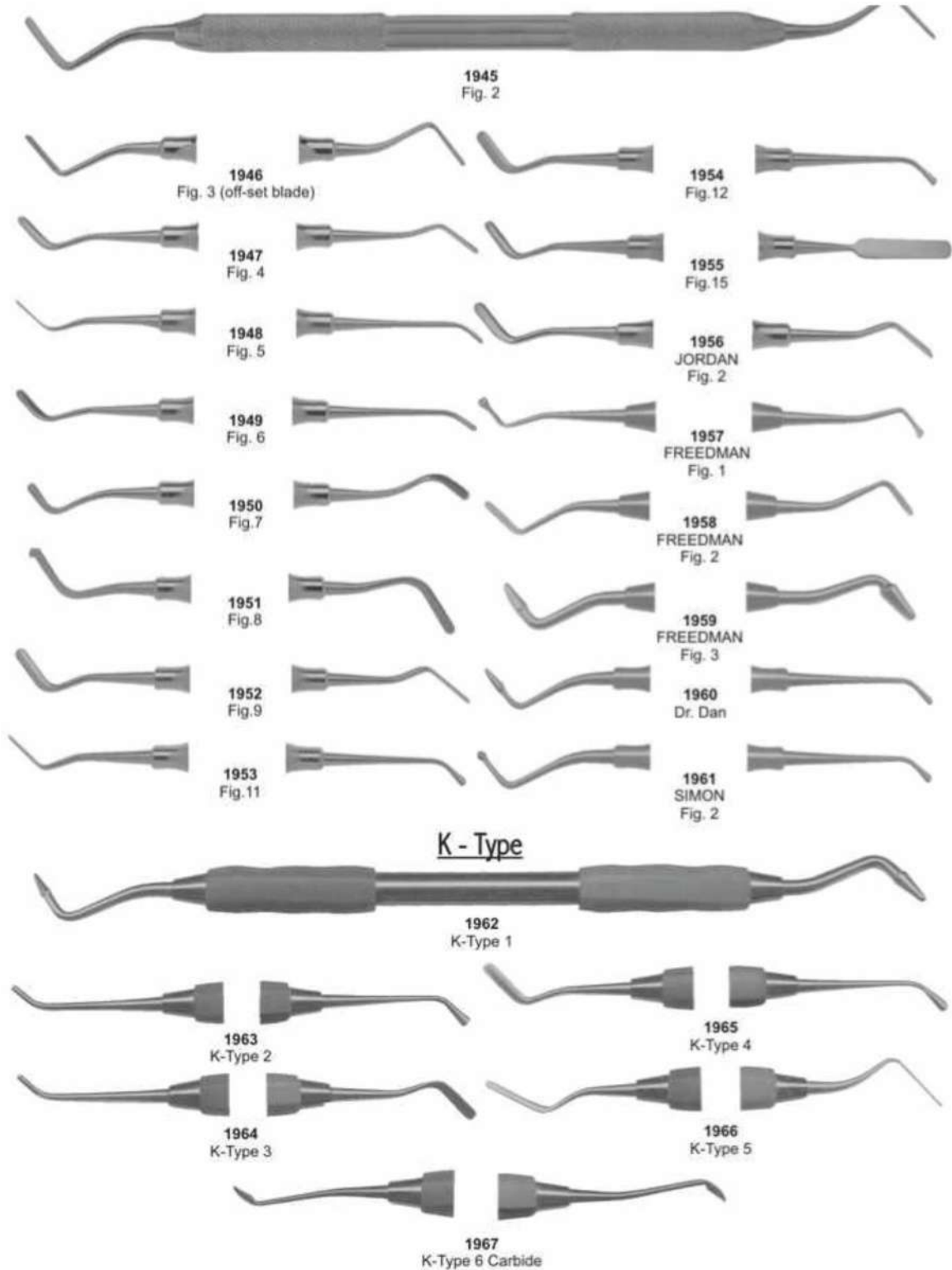
## Chisels



# RESTORATIVE INSTRUMENT




# RESTORATIVE INSTRUMENT





## RESTORATIVE INSTRUMENT



# RESTORATIVE INSTRUMENT



1977  
Fig. 5-7



1978  
Fig.1



1979  
Fig. 3



1983  
GLICK  
Fig.1



1984  
P8



1985  
WOODSON  
Fig. 1



1980  
Fig. 4



1981  
Fig. 5-7



1982  
Fig. 8A

1986  
WOODSON  
Fig. 2



1987  
WOODSON  
Fig. 3

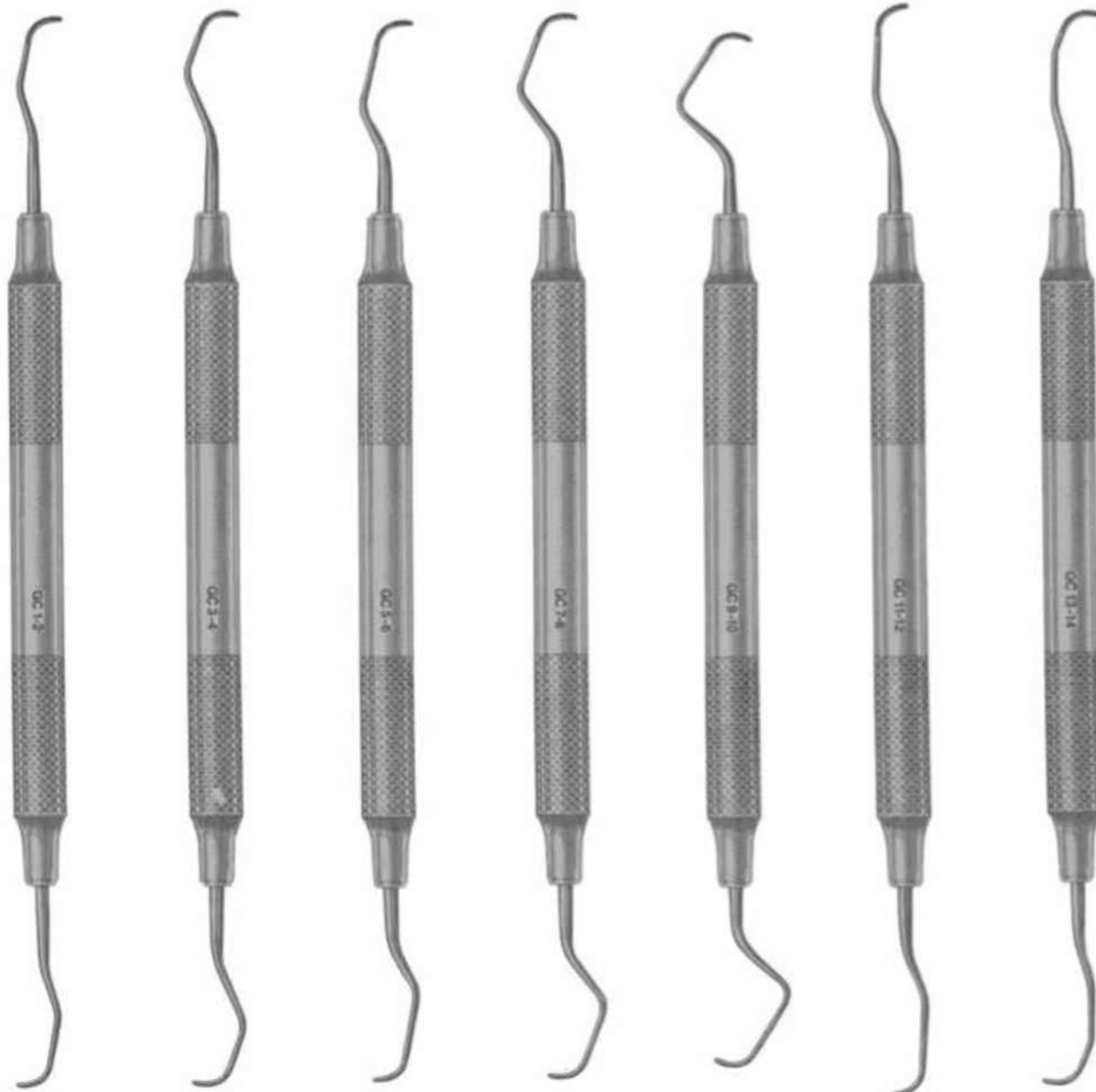




## CURETTES & SPATULAS



## CURETTES & SPATULAS



**1988**  
GRACEY  
GC 1-2

**1989**  
GRACEY  
GC 3-4

**1990**  
GRACEY  
GC 5-6

**1991**  
GRACEY  
GC 7-8

**1992**  
GRACEY  
GC 9-10

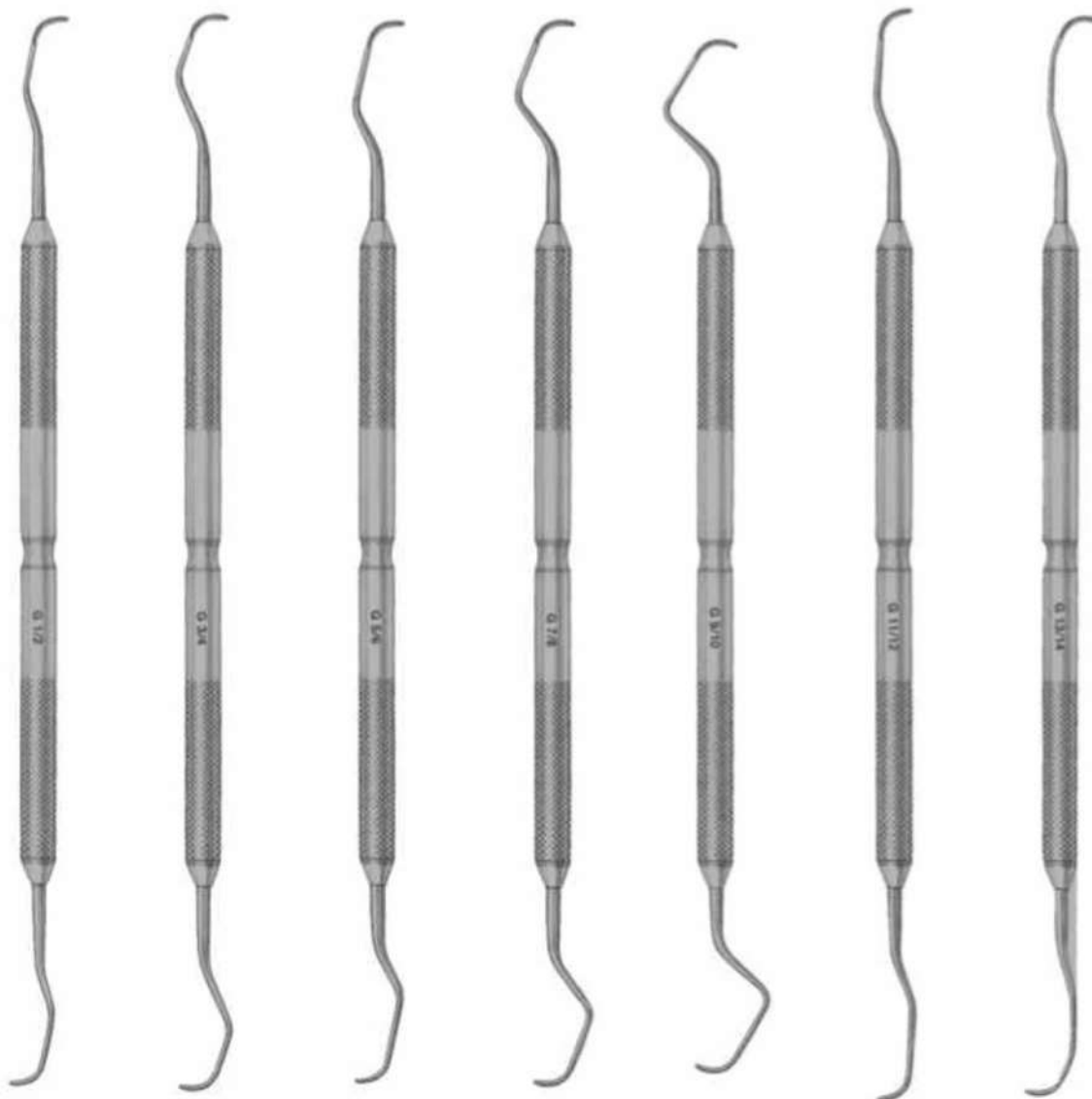
**1993**  
GRACEY  
GC 11-12

**1994**  
GRACEY  
GC 13-14



**AMIJAS SURGICAL**  
INSTRUMENTS

## CURETTES & SPATULAS



1995  
G1-2

1996  
G3-4

1997  
G5-6

1998  
G7-8

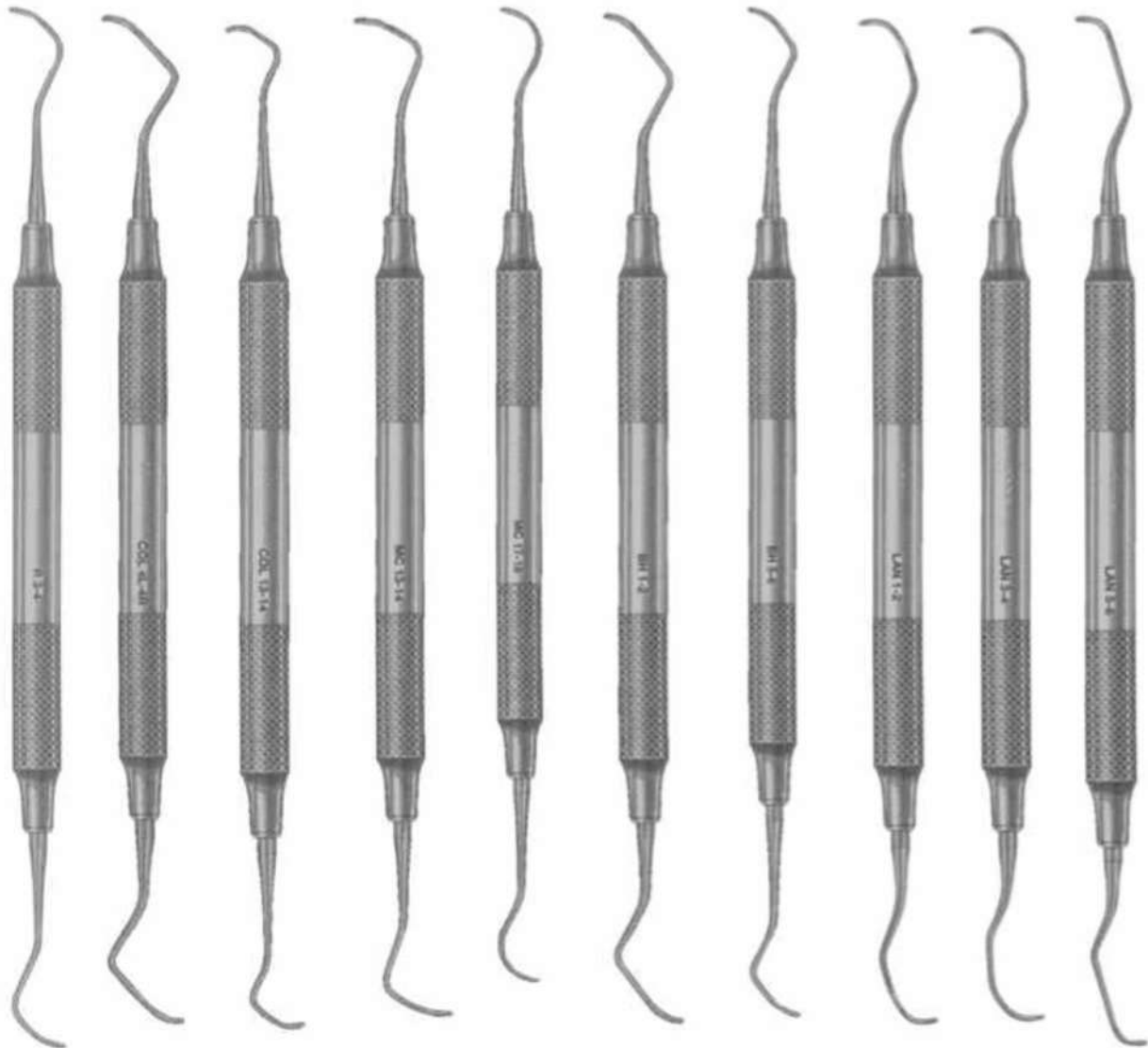
1999  
G9-10

2000  
G11-12

2001  
G13-14



# CURETTES & SPATULAS



**2002**  
RULE  
3-4

**2003**  
COLUMBIA  
4R-4L

**2004**  
COLUMBIA  
13-14

**2005**  
MCCALLS  
13-14

**2006**  
MCCALLS  
17-18

**2007**  
BARNHART  
1-2

**2008**  
BARNHART  
5-6

**2009**  
LANGER  
1-2

**2010**  
LANGER  
3-4

**2011**  
LANGER  
5-6

## CURETTES & SPATULAS

### COLUMBIA CURETTES



2012  
4L-4R

2013  
13-14

2014  
2L-2R

### MCCALLS CURETTES



2015  
13-14

2016  
13S-14S

2017  
17-18

2018  
17S-18S



AMIJAS SURGICAL  
INSTRUMENTS

## CURETTES & SPATULAS

### GOLDMAN FOX



2019  
GF1 Universal Scaler



2020  
GF2 Curette



2021  
GF3 Curette



2022  
GF4 Curette



2023  
GF5 Hoe



2024  
GF6 Hoe



**AMIJAS SURGICAL**  
INSTRUMENTS

# CURETTES & SPATULAS

## GOLDMAN FOX



**2025**  
GF 7 Knife



**2026**  
GF 8 Spear Knife



**2027**  
GF 9 Knife Scaler

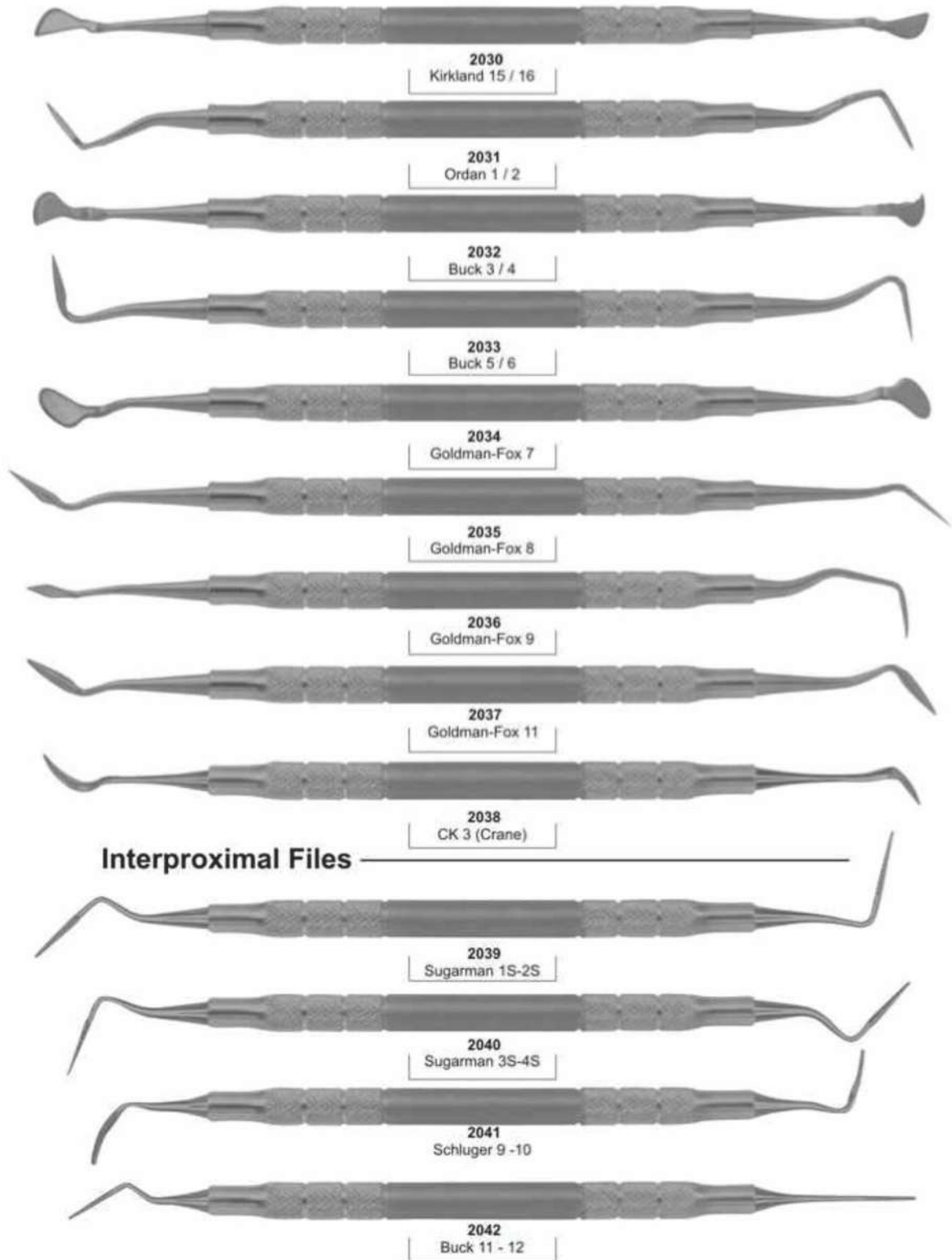


**2028**  
GF 11 Spear Knife



**2029**  
GF 21 Sharp Spoon /  
Small Scaler

# CURETTES & SPATULAS







# CURETTES & SPATULAS



**2043**  
COLUMBIA (2L-2R)



**2044**  
MCCALL (13-14)



**2045**  
MCCALL (17S-18S)

## Root Planning Curettes



**2046**  
Root Plane (1-2)



**2047**  
Root Plane (5-6)



**2049**  
Root Plane (11-12)



**2048**  
Root Plane (7-8)



**2050**  
Root Plane (13-14)



**2051**  
Petite (1-2)



**2052**  
Petite (11-12)



**2053**  
Petite (5-6)



**2054**  
Petite (13-14)



# CURETTES & SPATULAS



**2055**  
BARNHART (1-2)



**2056**  
BARNHART (5-6)



**2065**  
COLUMBIA (4L-4R)



**2057**  
GRACEY (1-2)



**2066**  
COLUMBIA (13-14)



**2058**  
GRACEY (3-4)



**2067**  
LANGER (1-2)



**2059**  
GRACEY (5-6)



**2068**  
LANGER (3-4)



**2060**  
GRACEY (7-8)



**2069**  
LANGER (5-6)



**2061**  
GRACEY (9-10)



**2070**  
MCCALL (13-14)



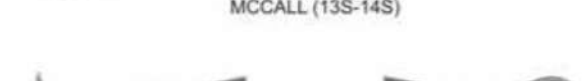
**2062**  
GRACEY (11-12)




**2071**  
MCCALL (13S-14S)



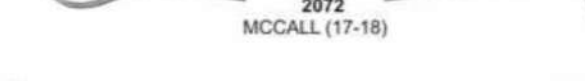
**2063**  
GRACEY (13-14)



**2072**  
MCCALL (17-18)



**2064**  
GRACEY (2L-2R)



**2073**  
MCCALL (17S-18S)

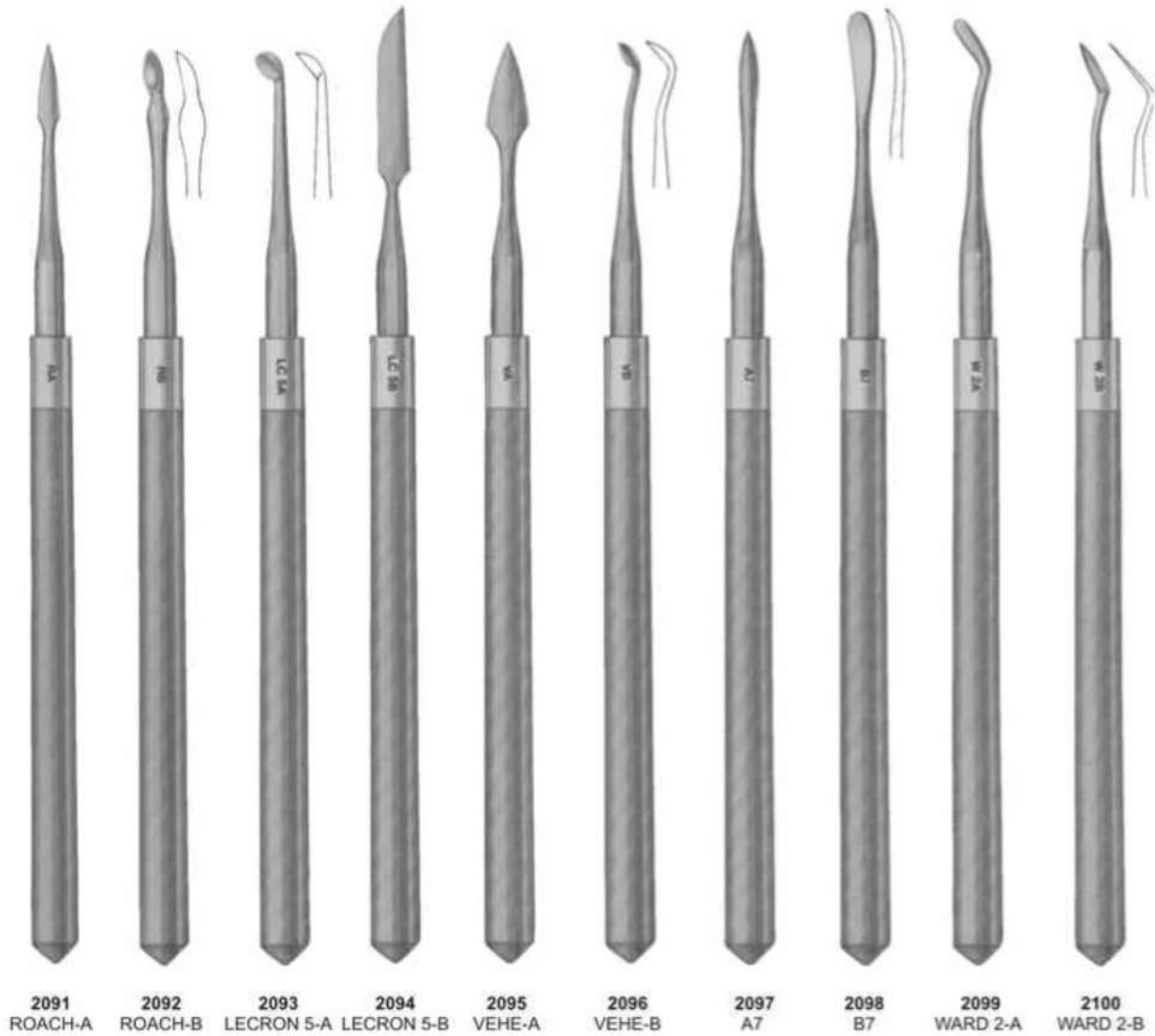


**2074**  
RULE (3-4)



# CURETTES & SPATULAS

Comfort Grip  
Vinyl - Covered Insulating Handles



2091 ROACH-A    2092 ROACH-B    2093 LECRON 5-A    2094 LECRON 5-B    2095 VEHE-A    2096 VEHE-B    2097 A7    2098 B7    2099 WARD 2-A    2100 WARD 2-B

# CURETTES & SPATULAS


## P.K. THOMAS



2101 PKT 1    2102 PKT 2    2103 PKT 3    2104 PKT 4    2105 PKT 5

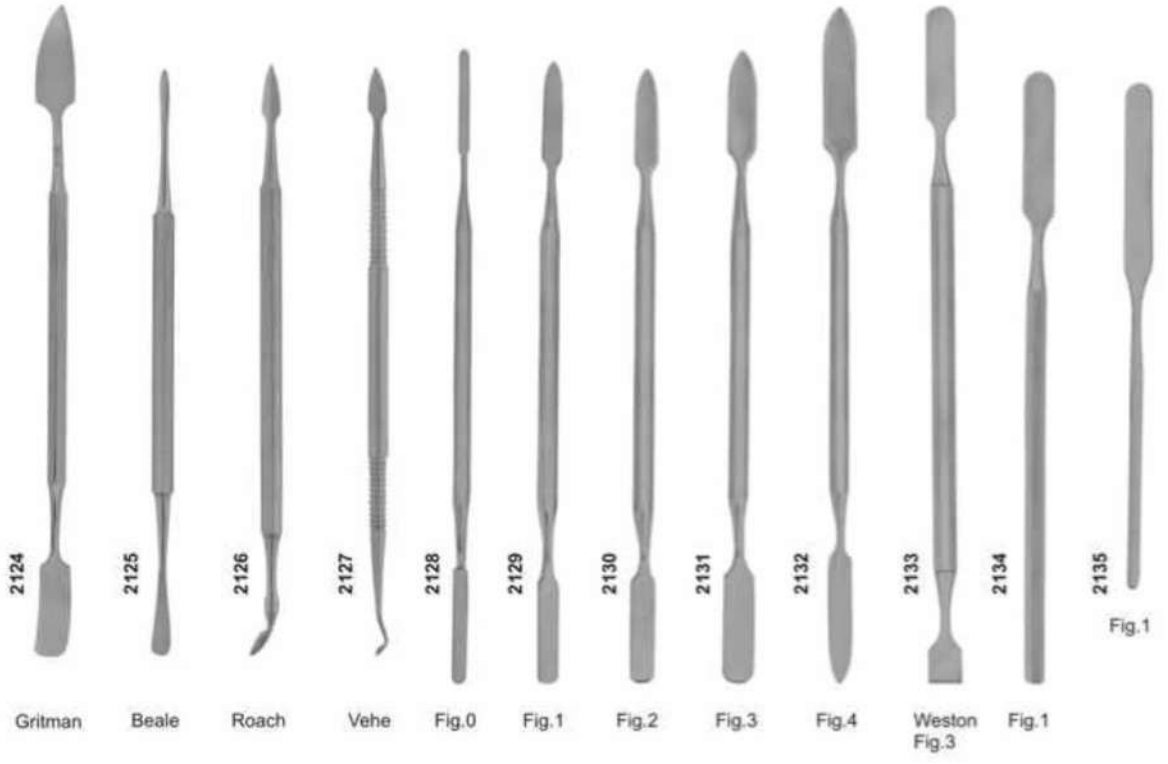
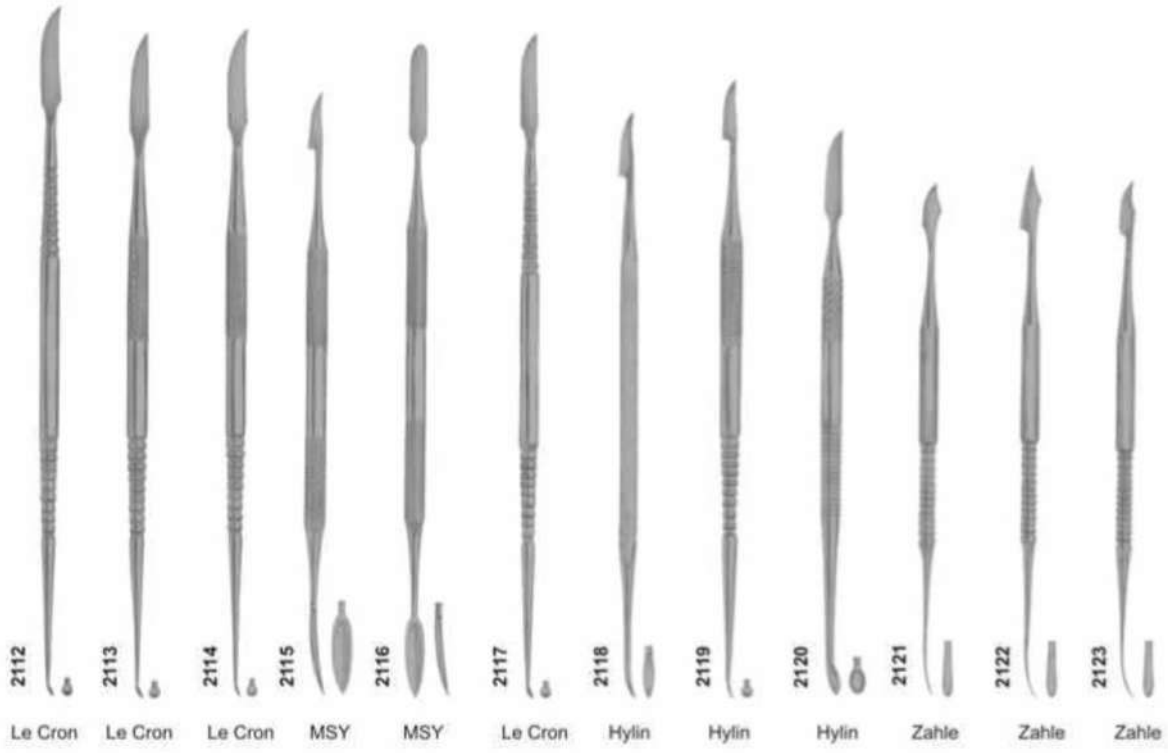
Set of 5 instruments

## WAX CARVERS



2106 Hollenback 3    2107 Hollenback 3S    2108 WARD 1    2109 WARD 2    2110 WALL 1    2111 WALL 3

# CURETTES & SPATULAS





# CURETTES & SPATULAS

## WAX & PORCELAINE CARVERS

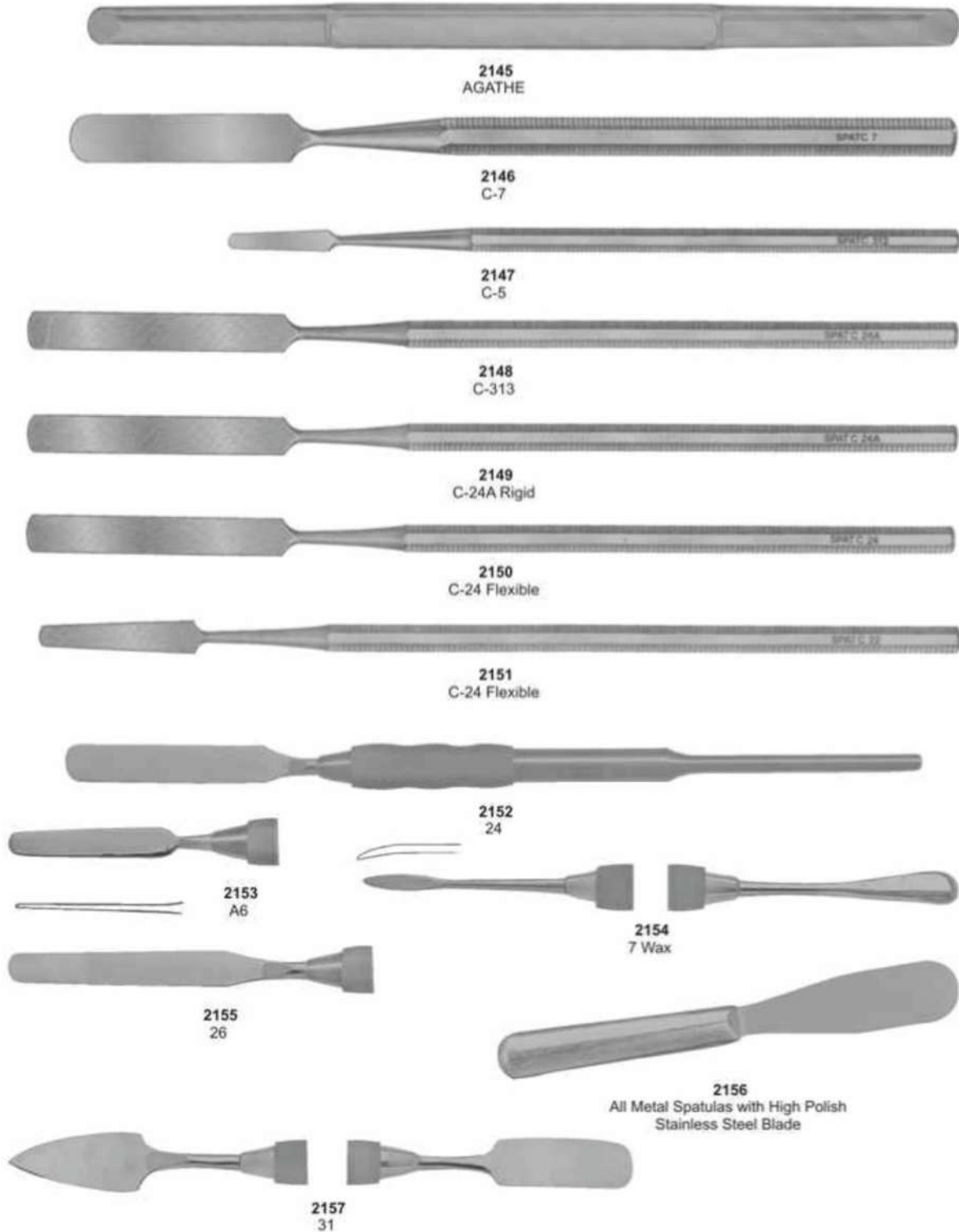


## WAX SPATULAS






# CURETTES & SPATULAS



## CURETTES & SPATULAS

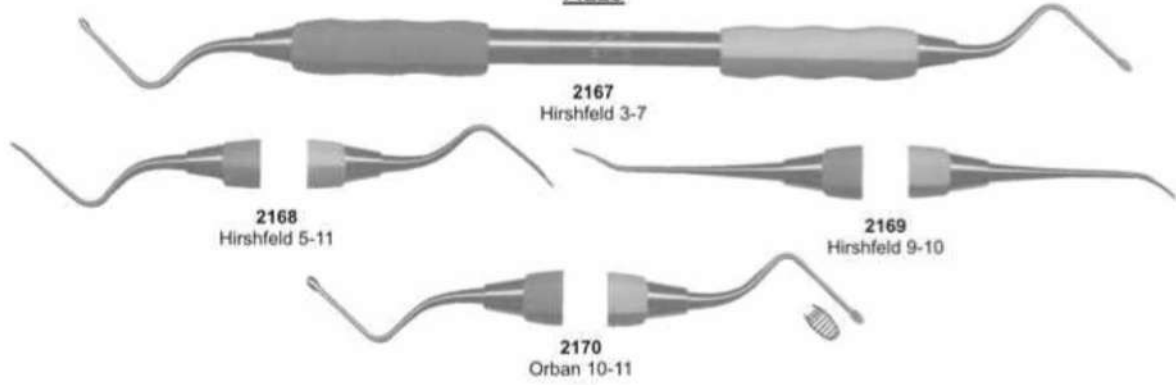


## CURETTES & SPATULAS

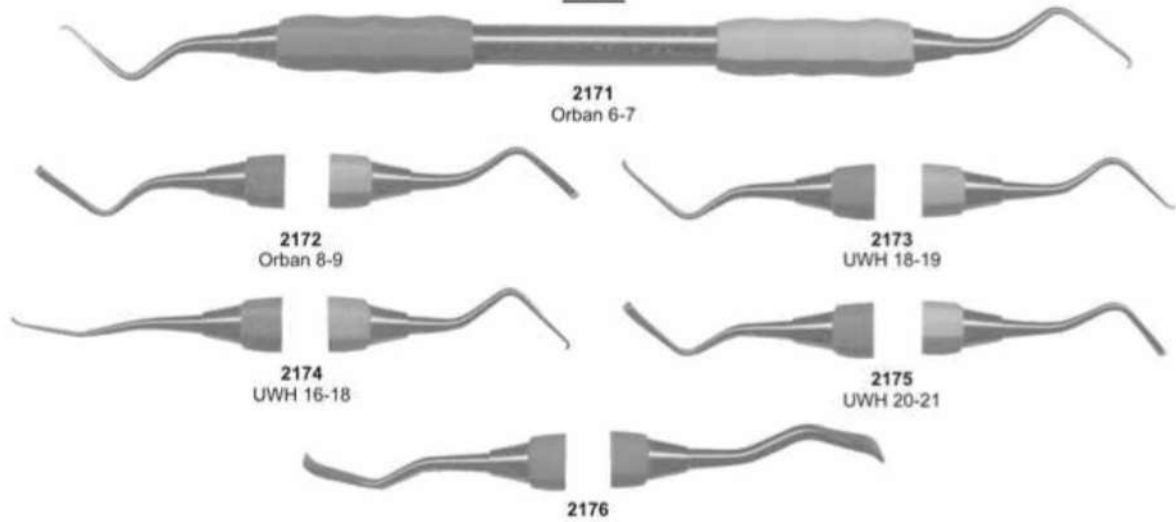


# CURETTES & SPATULAS

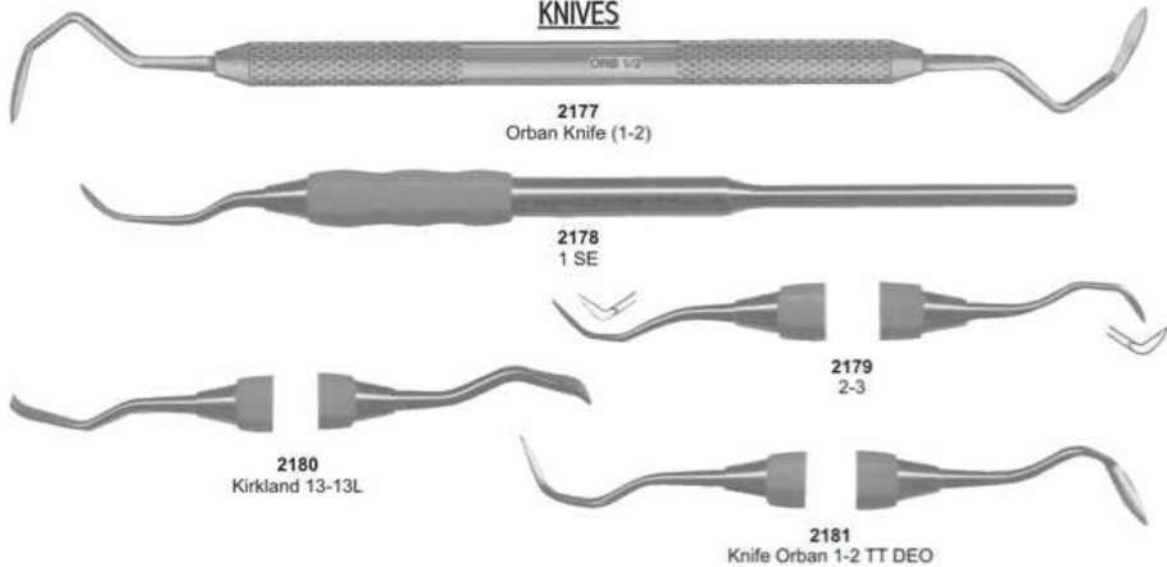
## FILES



## HOES



## KNIVES





## CURETTES & SPATULAS



**2182**  
Fahnenstock  
Fig. 1  
12,5cm

**2183**  
Fahnenstock  
Fig. 2  
17cm

**2184**  
Lessmann  
Fig. 1  
12,5cm

**2185**  
Lessmann  
Fig. 2  
17cm

**2186**  
Con scodellino  
Fig. 1  
12,5cm

**2187**  
Con scodellino  
Fig. 2  
17cm

**2188**  
Ermert

**2189**  
Ermert

# CURETTES & SPATULAS

**CRANE-KAPLAN**



**2200**  
CK1  
Pocket Marker

**2201**  
CK2  
Pocket Marker

**2202**  
Knife

**2203**  
Dissector

**2204**  
Scaler

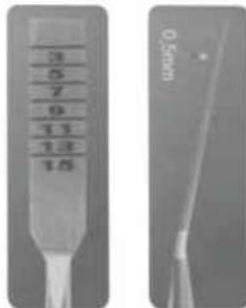
**OCHSENBEIN**



**2205**  
Ochsenbein  
Fig. 1

**2206**  
Ochsenbein  
Fig. 2

**2207**  
Ochsenbein  
Fig. 4



Split Chisel Set



**2208**  
Split Chisel  
6 mm Curved



**2209**  
Split Chisel  
6 mm Straight




**2210**  
Split Chisel  
4 mm Curved



**2211**  
Split Chisel  
4 mm Straight

# CURETTES & SPATULAS



## CURETTES & SPATULAS



**2282**  
Plaster Shear  
210 mm



**2283**  
Crown Removing Plier  
14 cm



**2284**  
MONTFORT  
18 CM



**2285**  
BOHM  
16 cm



**2286**  
Telescope Crown  
Plier, Diamond coated  
13.0 cm



**2287**  
Telescope Crown  
Plier, Diamond coated  
13.0 cm



**2288**  
Telescope Crown Plier  
13.0 cm gerieften Maul  
15.0 cm gerieften Maul  
13.0 cm gelatts Maul



**2289**  
Telescope Crown  
Plier, Fine  
15.0 cm



# CURETTES & SPATULAS

## Bone Pluggers



## Kerrison Rongeurs





## DENTAL TWEEZERS





## DENTAL TWEEZERS



**2200**  
CK1  
Pocket Marker

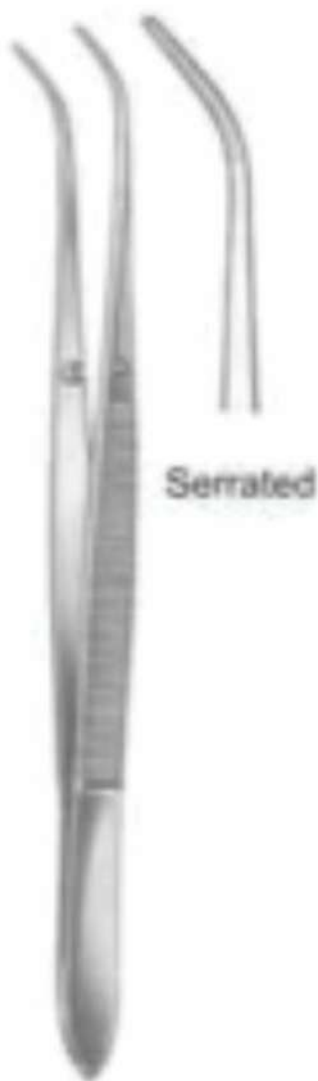
**2201**  
CK2  
Pocket Marker



## DENTAL TWEEZERS



**2491**  
**CUSHING**  
18 cm



**2498**  
**PERRY**  
13 cm



**2499**  
**KOPP**  
15.5 cm

# DENTAL TWEEZERS



**2500**  
COLLEGE  
15 cm



smooth



**2501**  
COLLEGE  
15 cm



serrated



**2502**  
COLLEGE  
15 cm



smooth



**2503**  
COLLEGE  
15 cm



serrated



**2504**  
COLLEGE  
15 cm



smooth



**2505**  
COLLEGE  
15 cm



serrated



**2506**  
COLLEGE  
15 cm



smooth




**2507**  
COLLEGE  
15 cm



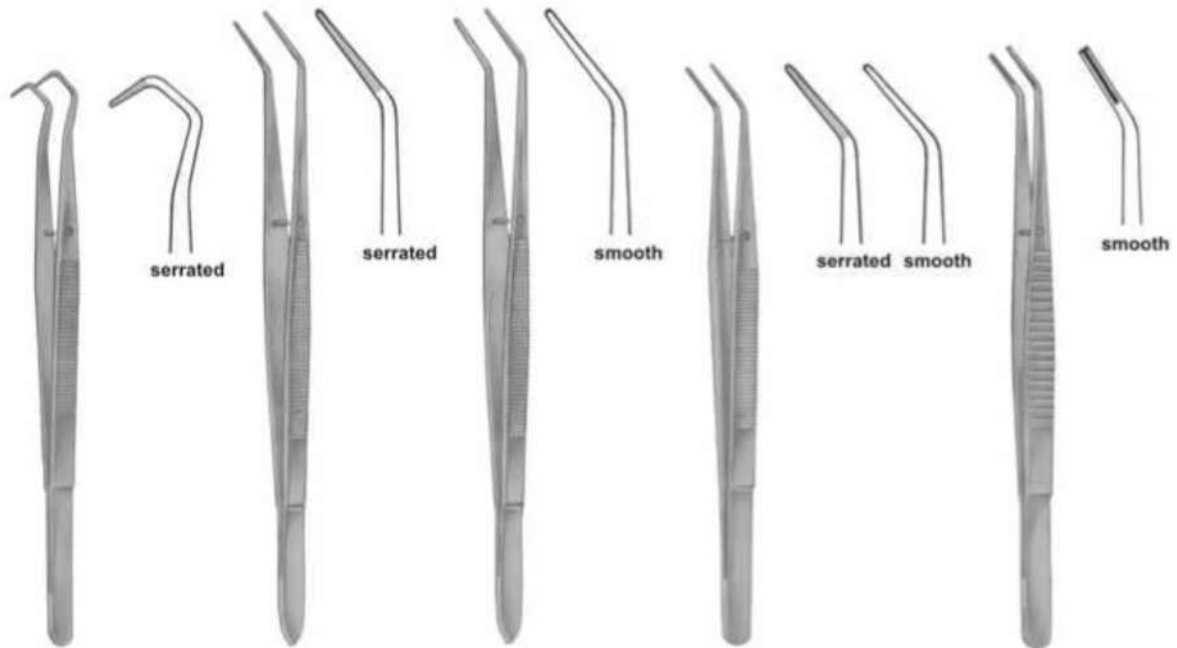
serrated

# DENTAL TWEEZERS





# DENTAL TWEEZERS



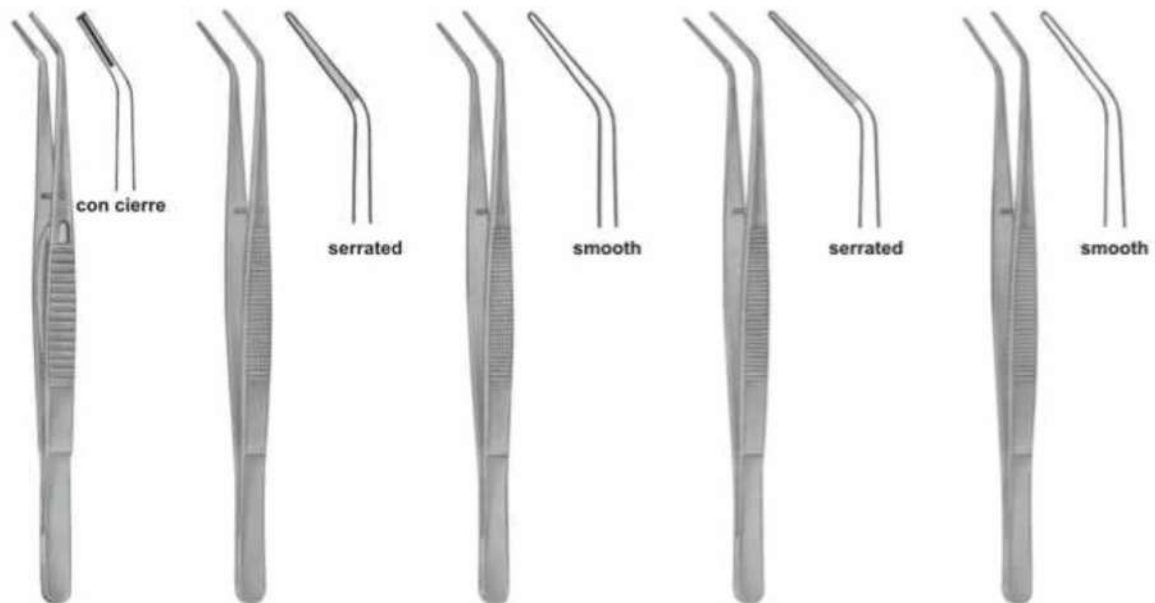
**2516**  
COLLEGE  
14.5 cm, 5<sup>3</sup>/<sub>4</sub>"

**2517**  
FLAGG  
16 cm, 6<sup>1</sup>/<sub>4</sub>"

**2518**  
FLAGG  
16 cm, 6<sup>1</sup>/<sub>4</sub>"

**2519**  
LANDGRAF  
15 cm, 6"

**2520**  
15.5 cm, 6<sup>1</sup>/<sub>8</sub>"



**2521**  
15.5 cm, 6<sup>1</sup>/<sub>8</sub>"

**2522**  
LONDON-COLLEGE  
15 cm, 6"

**2523**  
LONDON-COLLEGE  
15 cm, 6"

**2524**  
LONDON-COLLEGE  
15 cm, 6"

**2525**  
LONDON-COLLEGE  
15 cm, 6"

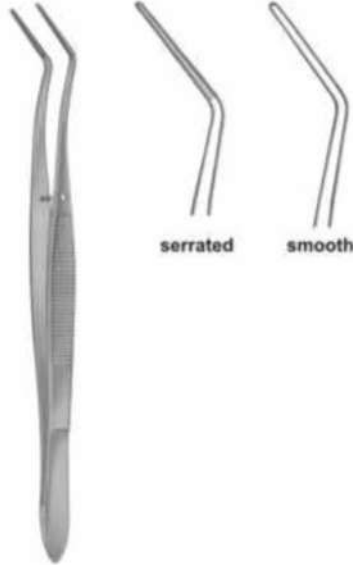
# DENTAL TWEEZERS



**2526**  
LONDON-COLLEGE  
15 cm, 6"



**2527**  
LONDON-COLLEGE  
15 cm, 6"



**2528**  
MERIAM  
16 cm, 6 1/4"



**2529**  
ALLEN  
18 cm, 7 1/8"



**2530**  
ALBRECHT  
16 cm, 6 1/4"



**2531**  
ALBRECHT  
16 cm, 6 1/4"



**2532**  
16 cm, 6 1/4"



**2533**  
16 cm, 6 1/4"



**2534**  
16 cm, 6 1/4"

## DENTAL TWEEZERS



**2535**  
DAVIS  
6"



**2536**  
Grasping Forceps  
6 1/4"



**2537**  
Mesh Bur & Diamond Holder  
Large, 2 1/8" Diameter



**2538**  
Soldering Tweezers  
6 1/4"



**2539**  
Narrow Fine  
4 3/4"



**2540**  
Super Fine  
4 3/8"



**2541**  
Fine Curved  
4 1/2"



**2542**  
Bonding Bracket  
Holder  
136 mm



**2543**  
Bonding Bracket  
Holder  
135 mm



**2544**  
Bonding Bracket  
Holder  
135 mm



**2545**  
Bonding Bracket  
Holder  
140 mm



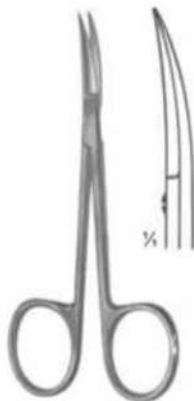
# DENTAL SCISSORS



# DENTAL SCISSORS



**2796**  
IRIS (Standard)  
Straight  
11.5 cm, 4 1/2"




**2797**  
IRIS (Standard)  
Curved  
11.5 cm, 4 1/2"



**2798**  
STEVENS  
Dissecting Scissors  
Size: 115 mm



**2799**  
Sharp



**2800**  
Sharp



**2801**  
Blunt



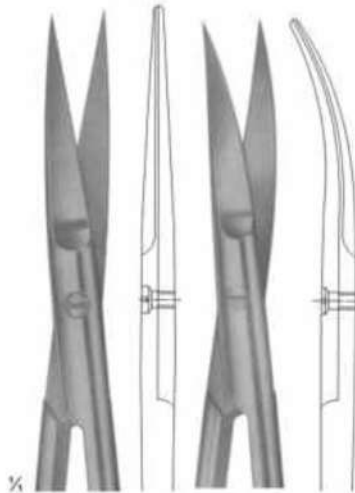
**2802**  
Blunt



**2803**



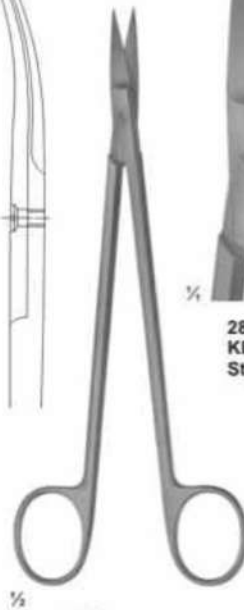
**2804**  
JOSEPH  
Size: 150 mm



**2805**



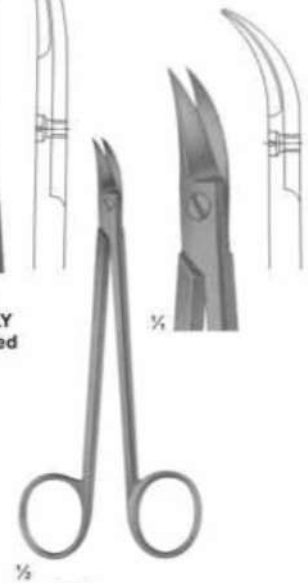
**2806**



**2808**  
KELLY  
Straight



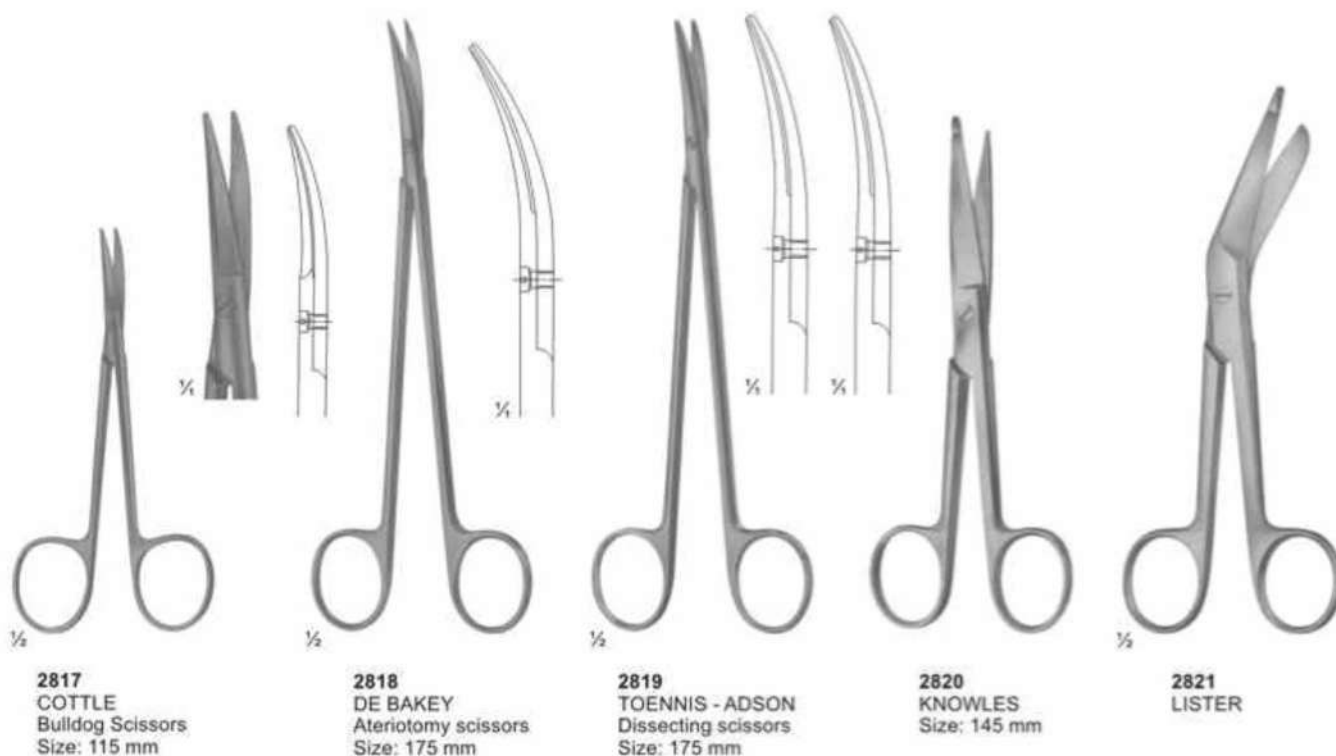
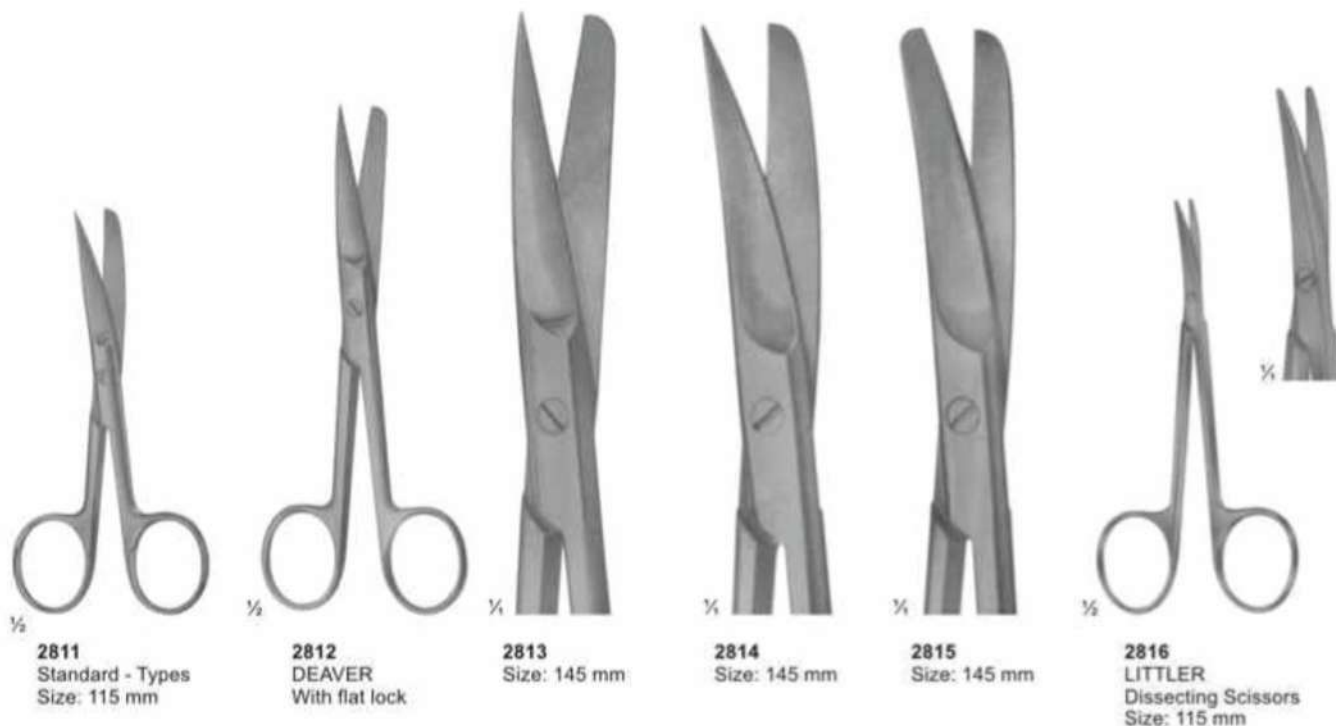
**2809**  
KELLY  
Curved



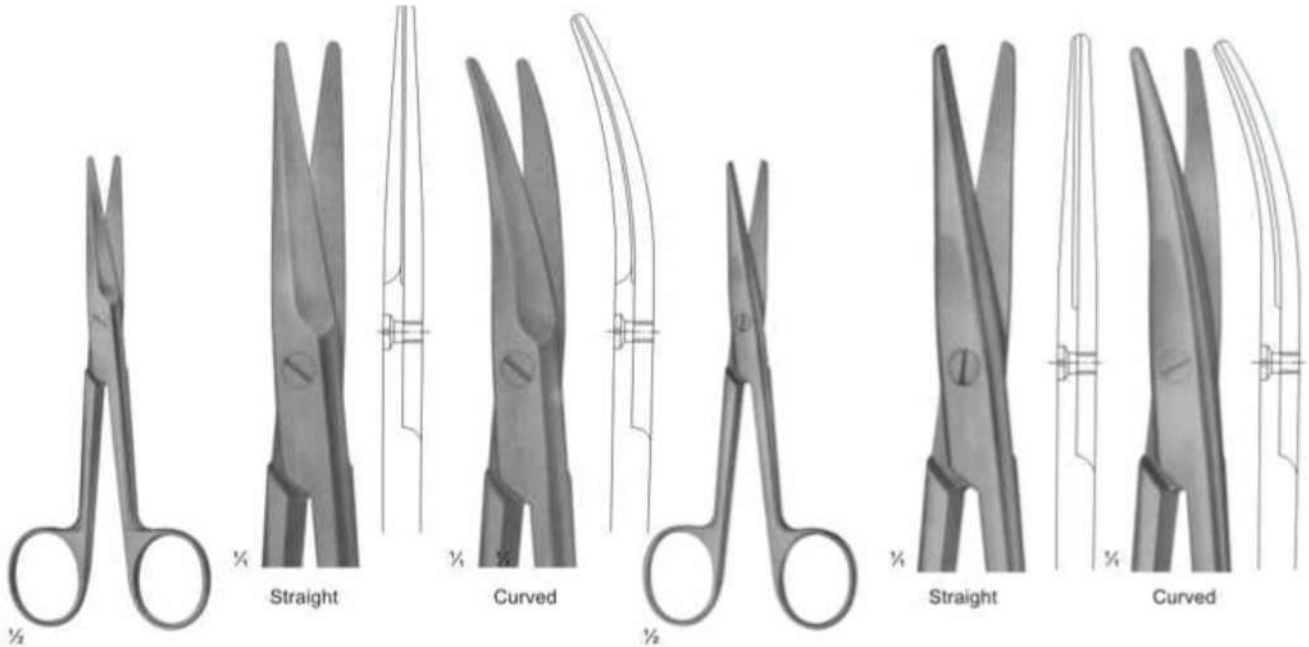
**2810**  
QUINBY  
Size: 130 mm



# DENTAL SCISSORS

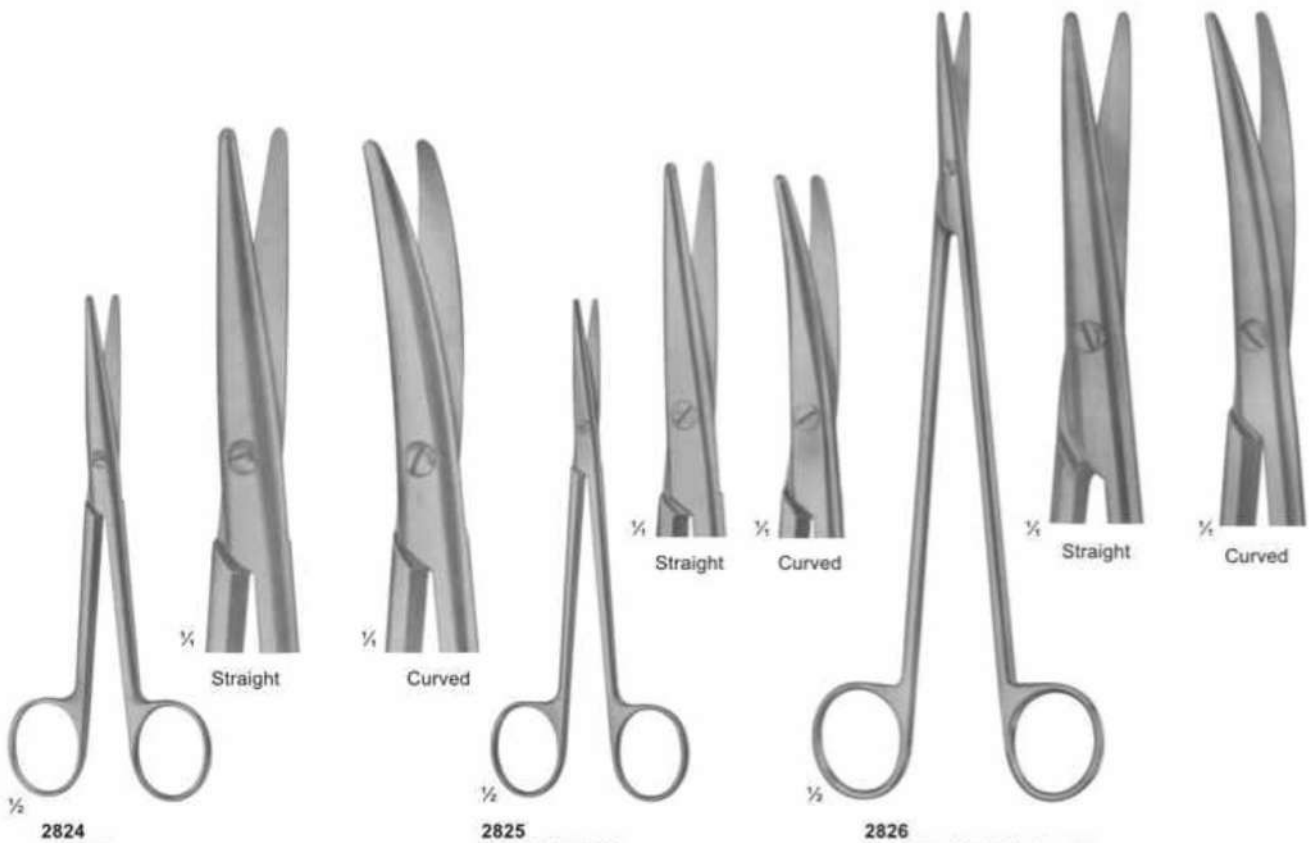


# DENTAL SCISSORS



**2822**  
MAYO (straight)  
Size: 140 mm

**2823**  
MAYO-STILLE (straight)  
Size: 140 mm

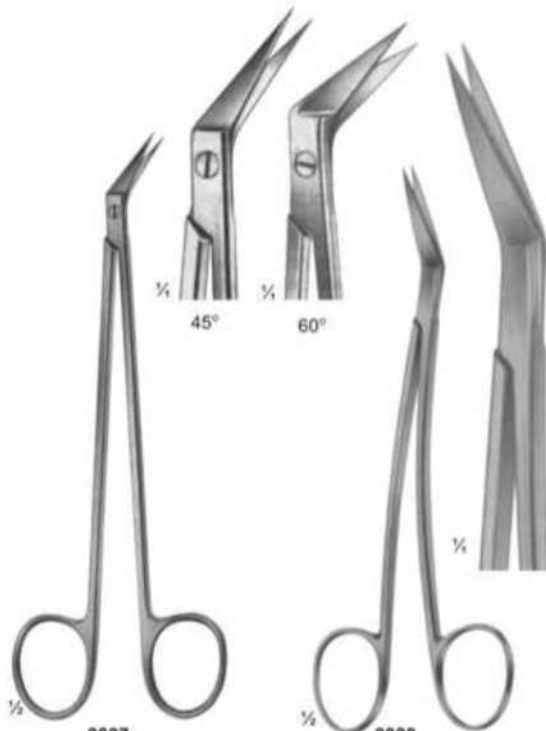


**2824**

**2825**

**2826**

# DENTAL SCISSORS



**2827**  
DE BAKEY  
Size: 155 mm

**2828**  
LOCKLIN  
Curved Sideways,  
1 Toothed Blade  
Size: 155 mm



**2829**  
LaGrange  
Double-Curved  
11.5 cm

**2830**  
Goldman-Fox  
Double-Curved  
13cm



**2831**  
SPENCER  
Size: 90 mm



**2832**  
LITTAUER  
Size: 135 mm



**2833**  
BEEBE  
Size: 110 mm

**2834**

**2835**

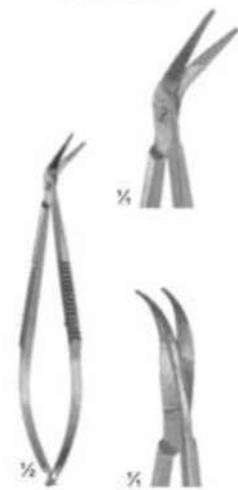
**2836**

**2837**



**2838**  
Dean  
17cm

**2839**  
1 Blade Serrated  
Size: 120 mm



**2840**  
CASTROVIEJO  
Size: 90 mm




# DENTAL SYRINGES



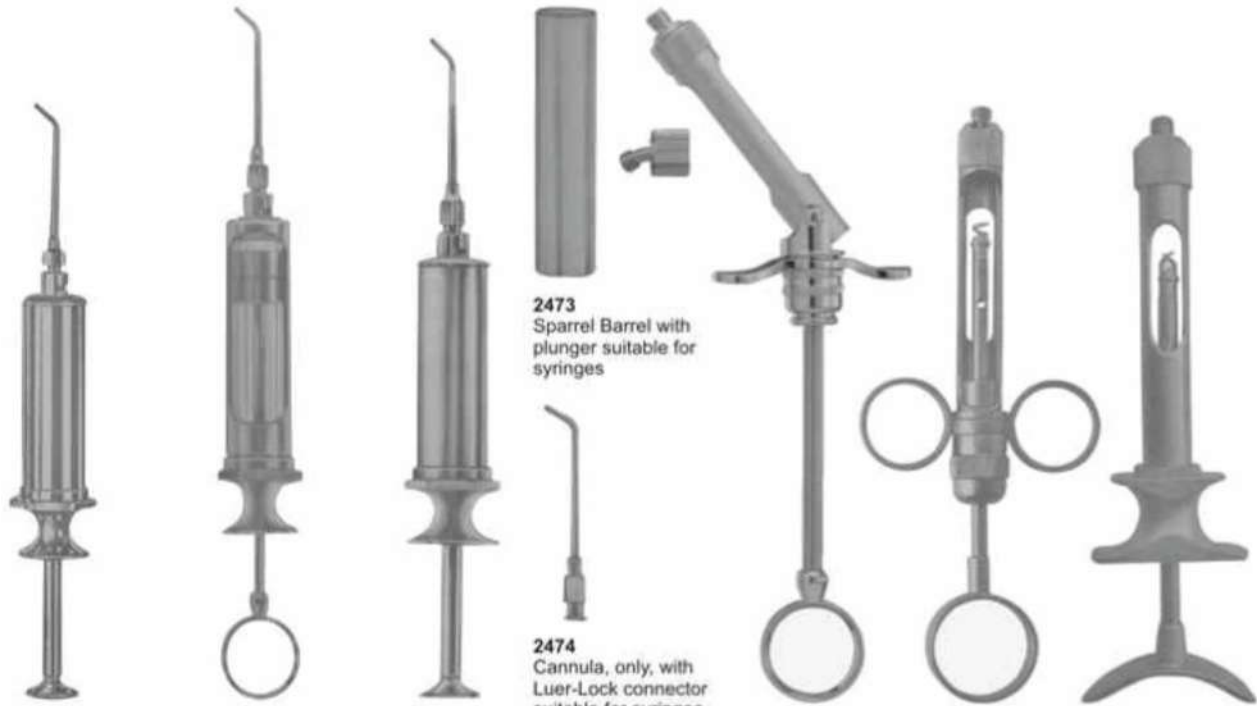


# DENTAL SYRINGES





# DENTAL SYRINGES



**2470**  
Water Syringe  
complete with  
1 cannula (Lure-Lock)

**2471**  
Water Syringe  
complete with  
1 cannula (Lure-Lock)

**2472**  
Metal Water Syringe  
self-filling, with 1  
cannula (Lure-Lock)

**2473**  
Sparrel Barrel with  
plunger suitable for  
syringes

**2474**  
Cannula, only, with  
Luer-Lock connector  
suitable for syringes

**2475**  
Articulating  
Barrel Syringe

**2476**  
ml 1,8

**2477**  
ml 1,8



**2478**

**2479**

**2480**



**2485**  
Fig. 1  
ml 1,8 EU



**2481**  
Fig. 1



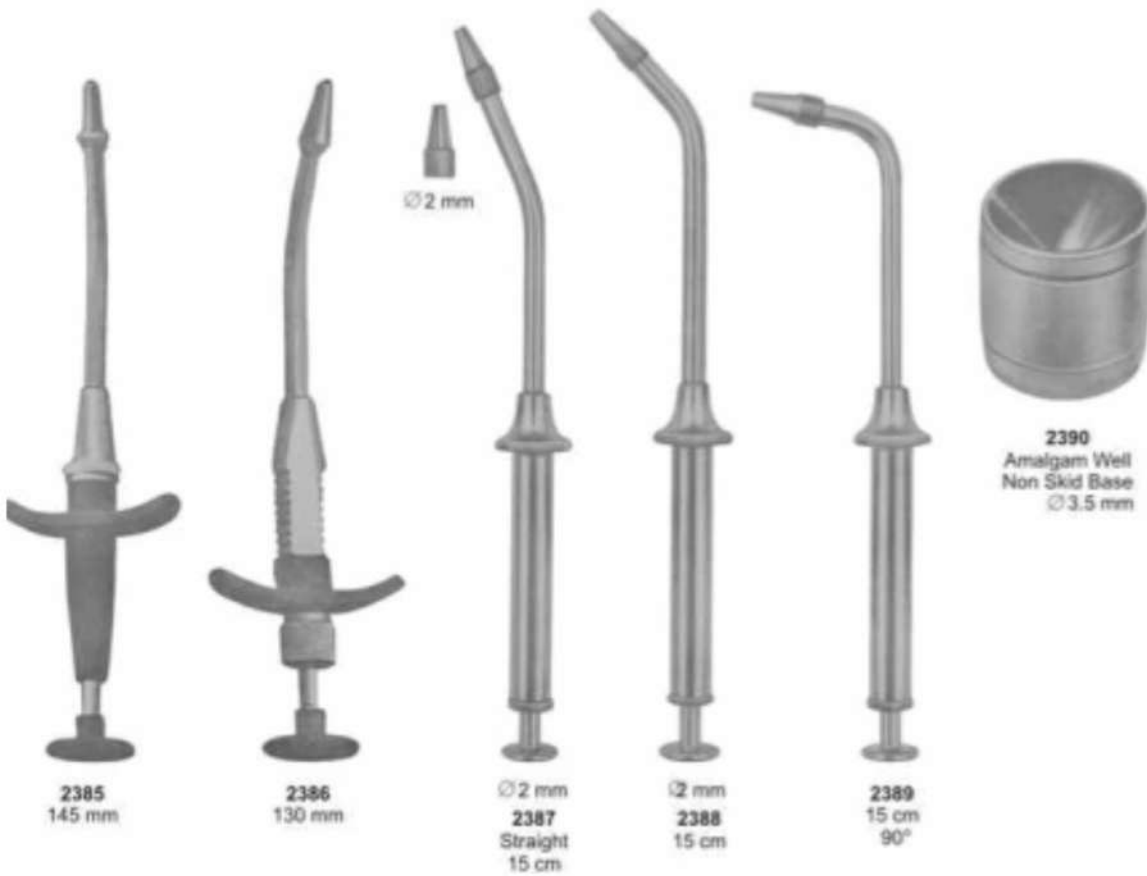
**2482**  
Water

**2483**  
Water

**2484**  
Water




## DENTAL SYRINGES





# DENTAL SYRINGES





## ORTHODONTIC PLIERS





## ORTHODONTIC PLIERS



**2630**  
Light Wire Cutter



**2631**  
Wire Cutter



**2632**  
Posterior Band Remover  
Long



**2633**  
Posterior Band Remover  
Short



**2634**  
Jarabak Plier  
Short



**2635**  
Distal End Cutter  
Safety End Cutter



**2636**  
Distal End Cutter



**2637**  
Kim's Plier



**2638**  
Loop Forming Plier



**2639**  
Tweed Arch Bending Plier



**2640**  
Utility Plier



**2641**  
Bonding Bracket Remover



**2642**  
Lingual Arch Plier



**2643**  
Light Wire Plier



**2644**  
Wire Cutter  
12.5 cm



# ORTHODONTIC PLIERS



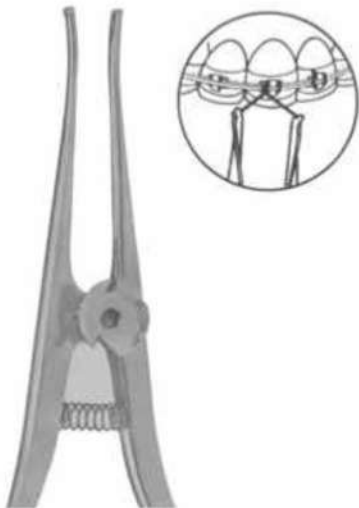
**2645**  
Fig. 101  
Wire Bending



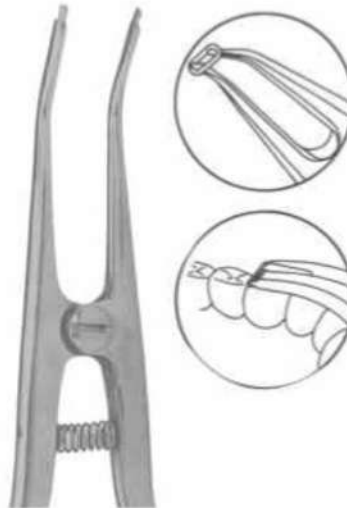
**2646**  
Fig. 118  
PEESO  
Collar



**2647**  
Fig. 417  
Crown Shell



**2648**  
STEINER  
150 mm  
Ligature Pliers



**2649**  
Separating Pliers Elastics  
150 mm



**2650**  
121-Lab & Office

# ORTHODONTIC PLIERS



**2651**  
How Plier-Titanium Alloy  
With special coated beaks



**2652**  
How Plier  
Tips are 1/8"(3.2mm)  
diameter



**2653**  
How Plier  
Tips are 1/8"(3.2mm)  
diameter



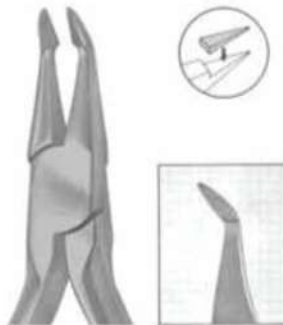
**2654**  
How Plier-Small  
Tips are 3/32"(2.4mm)  
diameter



**2655**  
How Plier-Offset  
Tips are 1/8"(3.2mm)  
diameter



**2656**  
Weingart Utility Plier  
-Titanium Alloy  
with special coated beaks



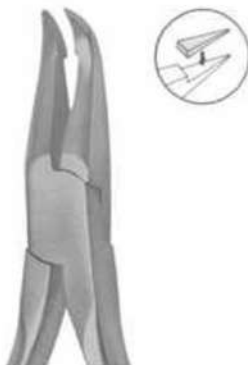
**2657**  
Weingart Utility Plier  
New type of the Weingart Utility Plier  
designed for a more precise operation.



**2658**  
Weingart Utility Plier



**2659**  
Weingart Utility Plier



**2660**  
Weingart Utility Plier



**2661**  
Bird Beak Plier With Cutter  
**Maximum Bending & Cutting Capacity:**  
Wires up to .032"



**2662**  
Bird Beak Plier  
**Maximum Bending Capacity:**  
Wires up to .032"



**2663**  
Bird Beak Plier  
**Maximum Bending Capacity:**  
Wires up to .030"

# ORTHODONTIC PLIERS



**2664**  
TWEED (Fig. 98)  
13 cm, 5 1/8"  
Tweed Loop Omega Pliers.



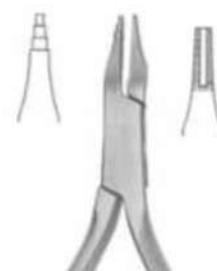
**2665**  
TWEED - (Fig. 90)  
14 cm, 5 1/2"



**2666**  
O'BRIEN - (Fig. 97)  
14 cm, 5 1/2"



**2667**  
TWEED (Fig. 96)  
14 cm, 5 1/2"



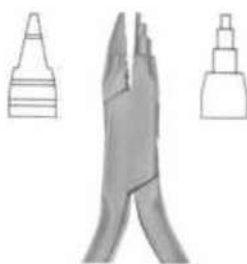
**2668**  
TWEED (Fig. 95)  
13.5 cm, 5 1/4"



**2669**  
SCHWARZ (Fig. 29)  
12.5 cm, 5"



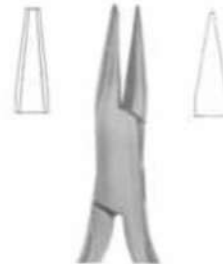
**2670**  
NANCE (Fig. 80)  
13 cm, 5 1/8"




**2671**  
YOUNG (Fig. 55)  
13 cm, 5 1/8"



**2672**  
SCHWARZ (Fig. 30)  
13 cm, 5 1/8"



**2673**  
Optical Plier (Fig. 53)  
14 cm, 5 1/2"



**2674**  
Schwarz (Fig. 79)  
13.5 cm, 5 1/4"

# ORTHODONTIC PLIERS



**2675**  
NANCE (Fig. 56)  
12.5 cm, 5"  
Wire bending Pliers



**2680**  
14.0 cm  
Goslee Contouring Plier



**2676**  
JOHNSON (Fig. 59)  
13.5 cm, 5 1/4"  
Contouring Plier.



**2678**  
De La Rosa (Fig. 34)  
12.5 cm, 5"  
Contouring Plier, Non-Grooved



**2677**  
REYNOLDS (Fig. 61)  
13 cm, 5 1/8"  
Contouring Plier.



**2679**  
De La Rosa (Fig. 35)  
12.5 cm, 5"  
Contouring Plier, Grooved



**2681**  
14.0 cm  
Goslee Contouring Plier




**2682**



**2683**  
Fig. 58  
12.5 cm, 5"  
Lingual Arch Bending Plier



**2684**  
Frevert/Tweed (Fig. 51)  
12.5 cm, 5"  
Tweed Arch Plier/Standard Jaw



**2685**



**2686**  
ANGLE (Fig. 52)  
13 cm, 5 1/8"  
Arch Forming Plier

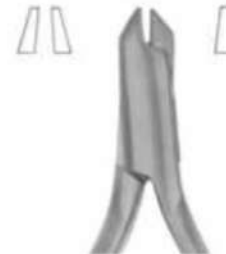
# ORTHODONTIC PLIERS



**2687**  
Fig. 60  
13 cm, 5 1/8"  
Wire & Clasp Bending Pliers



**2688**  
Fig. 60  
13 cm, 5 1/8"  
Wire & Clasp Bending Pliers



**2689**  
Aderer (Fig. 57)  
12 cm, 4 3/4"  
Wire & Clasp Bending Pliers



**2690**  
49 e 49 TC  
14 cm, 5 1/2"  
Band Removing Plier, short pad



**2691**  
50 e 50 TC  
14 cm, 5 1/2"  
Band Removing Plier, long pad



**2692**  
Fig. 84  
14.5 cm, 5 3/4"  
Band pinshing & ligature  
locking plier, serrated



**2693**  
Fig. 72  
14 cm, 5 1/2"  
Band pinshing & ligature  
locking plier, serrated



**2694**  
BRACKET (Fig. 82)  
13.5 cm, 5 1/4"  
Direct Bonding Bracket Remover



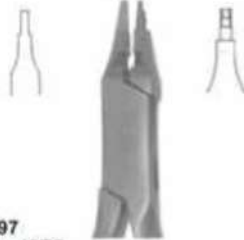
**2695**  
BRACKET (Fig. 83)  
13.5 cm, 5 1/4"  
Direct Bonding



# ORTHODONTIC PLIERS



**2696**  
38c, 38TC  
13.5 cm, 5 1/4"  
Contouring closing loop pliers,  
wire bending, cutter.



**2697**  
40c, 40TC  
13.5 cm, 5 1/4"  
Contouring pliers light wire pliers  
grooved with cutter.



**2698**  
Fig. 81  
12.5 cm, 5"  
Sling clasp & wire bending plier



**2699**  
Fig. 28  
14 cm, 5 1/2"  
Sling clasp & wire bending plier.



**2700**  
Fig. 21  
13 cm, 5 1/8"  
Light wires pliers, grooved



**2701**  
ADAMS, 23, 23TC  
12.5 cm, 5"  
Sling clasp & wire bending plier.



**2702**  
ADAMS (Fig. 33)  
12.5 cm, 5"  
For retaining elements.



**2703**  
ADAMS (Fig. 44)  
12.5 cm, 5"  
Sling clasp & wire bending plier.



**2704**  
46c - 46 TC  
ADAMS - N. 139c  
12.5 cm, 5"

**2705**  
Universal Wire Bending  
Pliers (ADAMS) 47 TC, N.64  
12.5 cm, 5"



**2706**  
86c, 86 TC  
Angle Bird Beak - N.138  
12.5 cm, 5"

# ORTHODONTIC PLIERS



Ø 1.0 mm  
(0.40")

**2707**  
Fig. 18 TC  
15 cm, 6"



Ø 1.0 mm  
(0.40")

**2708**  
Fig. 92 TC  
14 cm, 5 1/2"



Ø 0.4 mm  
(0.16")

**2709**  
Fig. 91 TC  
13 cm, 5 1/8"



Ø 0.4 mm  
(0.16")

**2710**  
Fig. 99 TC  
13 cm, 5 1/8"



Ø 0.4 mm  
(0.16")

**2711**  
Fig. 94 TC  
13 cm, 5 1/8"  
Angled at 15° with or  
without spring on \  
the handles.



**2712**  
Fig. 85 TC  
13 cm, 5 1/8"



**2713**  
Fig. 87 TC  
13 cm, 5 1/8"

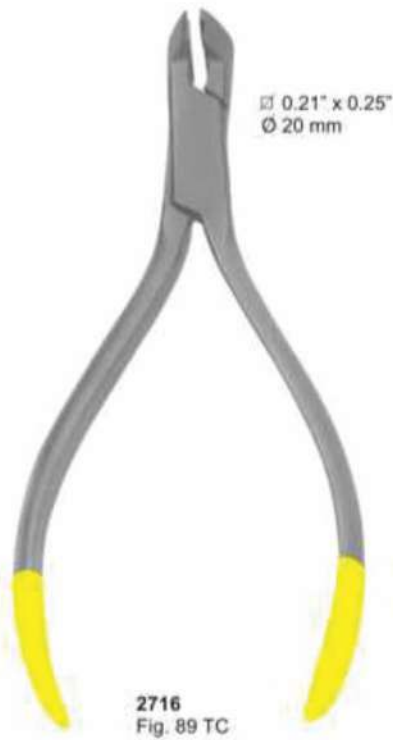


**2714**  
Fig. 85 TC  
Angled at 15°  
13 cm, 5 1/8"



**2715**  
ADAMS 87 TC  
Angled at 15°  
13 cm, 5 1/8"

## ORTHODONTIC PLIERS



# ORTHODONTIC PLIERS



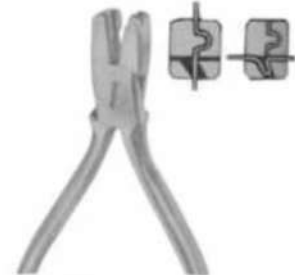
**2721**  
UNIVERSAL  
150 mm



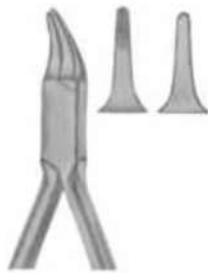
**2722**  
WALDSACHS  
155 mm



**2723**  
ADERER  
125 mm



**2724**  
NANCE  
125 mm



**2725**  
REYNOLDS  
125 mm



**2726**  
HOW  
145 mm



**2727**  
HOW  
140 mm



**2731**  
FURRER  
150 mm



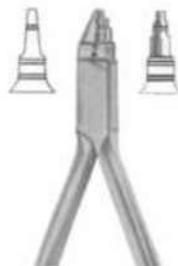
**2728**  
WALDRON  
125 mm



**2729**  
ADAMS  
125 mm



**2730**  
ANGLE  
125 mm



**2732**  
YOUNG  
130 mm



**2733**  
NANCE  
130 mm

# ORTHODONTIC PLIERS



**2734**  
LANGEBECK  
125 mm



**2735**  
LANGEBECK  
140 mm



**2736**  
LANGEBECK  
130 mm



**2737**  
PEESO  
125 mm



**2738**  
GOSLEE  
125 mm



**2739**  
FISCHER  
140 mm



**2740**  
FISCHER  
140 mm



**2741**  
JOHNSON  
130 mm



**2742**  
MSY  
130 mm



**2743**  
MC KELLOPS  
155 mm



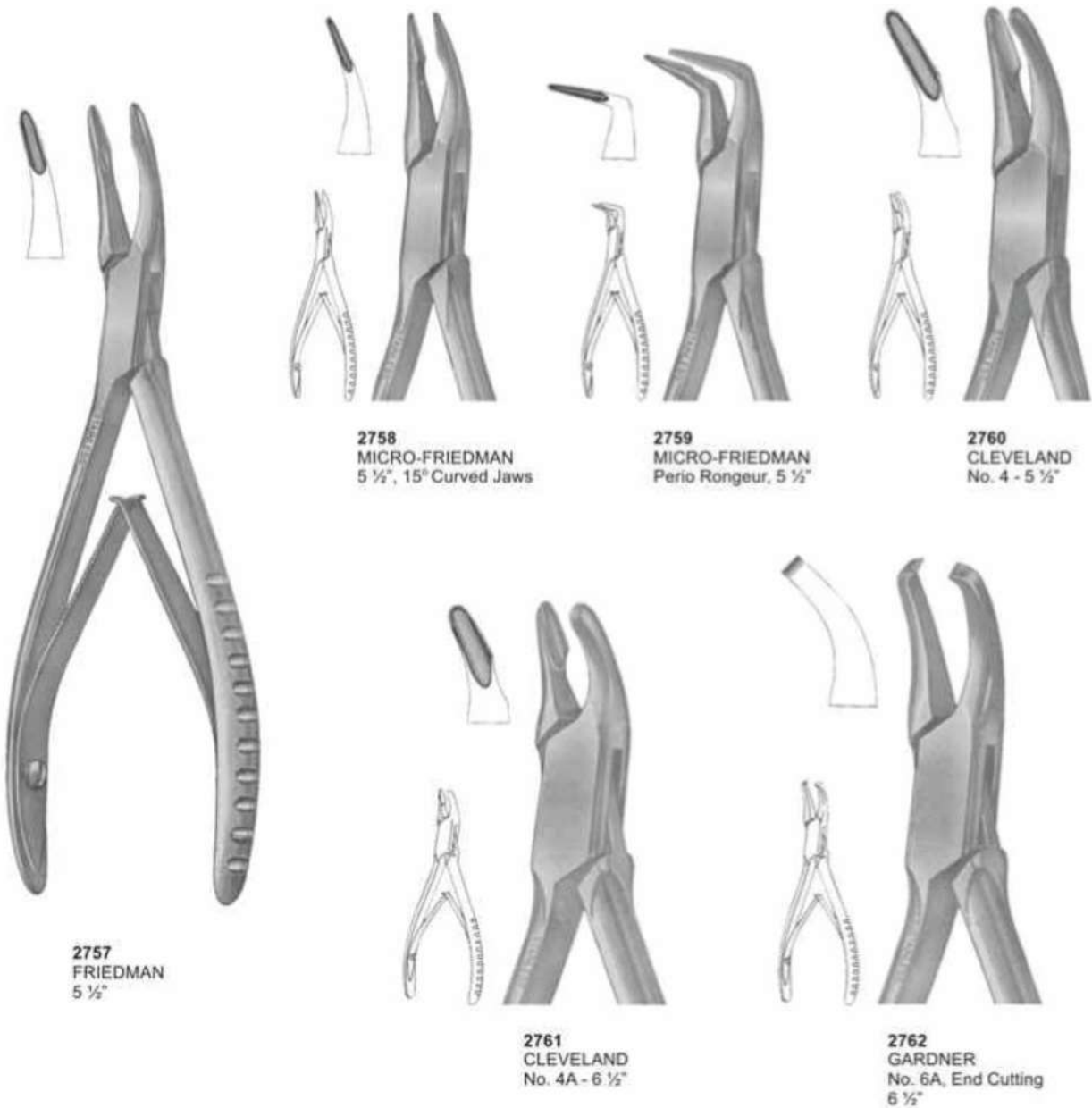
**2744**  
ANDRESEN  
130 mm



**2745**  
SCHWARZ  
130 mm



# ORTHODONTIC PLIERS



## ORTHODONTIC PLIERS



**2415**  
AINSWORTH  
Rubber Dam Punch  
170 mm



**2416**  
AINSWORTH  
Ainsworth  
Rubber Dam Punch  
170 mm



**2417**  
AINSWORTH  
Rubber Dam Punch  
170 mm



**2418**  
"IV" Type  
Rubber Dam Punch  
160 mm



## DENTAL IMPLANTS





## DENTAL IMPLANTS



# DENTAL IMPLANTS

implantes dentales  
impianti dentali  
implanturi dentare  
implants dentaires

## Tissue Punches (Centered Rotary)

Catalog #	Size
DT-300-11	Ø 4.0 mm
DT-300-12	Ø 5.0 mm
DT-300-13	Ø 6.0 mm
DT-300-14	Ø 7.0 mm



## Tissue Punches (Open Rotary)

DT-300-15	Ø 3.5 mm
DT-300-16	Ø 4.0 mm
DT-300-17	Ø 4.5 mm
DT-300-18	Ø 5.0 mm
DT-300-19	Ø 5.5 mm



## Tissue Punch Key Straight Head

Catalog #	Size
DT-300-20	Ø 3 mm
DT-300-21	Ø 4 mm
DT-300-22	Ø 5 mm
DT-300-23	Ø 6 mm
DT-300-24	Ø 8 mm



## Tissue Punch Key Curved Head

Catalog #	Size
DT-300-25	Ø 3 mm
DT-300-26	Ø 4 mm
DT-300-27	Ø 5 mm
DT-300-28	Ø 6 mm
DT-300-29	Ø 8 mm





# DENTAL IMPLANTS

## Trephine Bur Ø 3.0 mm Regular

Catalog #	Size
DT-300-30	I: Ø 2.0 mm / A: Ø 3.0 mm



## Trephine Bur Ø 4.0 mm Regular

Catalog #	Size
DT-300-31	I: Ø 3.0 mm / A: Ø 4.0 mm



## Trephine Bur Ø 5.0 mm Regular

Catalog #	Size
DT-300-32	I: Ø 4.0 mm / A: Ø 5.0 mm



## Trephine Bur Ø 6.0 mm Knife

Catalog #	Size
DT-300-33	I: Ø 5.0 mm / A: Ø 6.0 mm



## Trephine Bur Ø 7.0 mm Regular

Catalog #	Size
DT-300-34	I: Ø 6.0 mm / A: Ø 7.0 mm



## Trephine Bur Ø 8.0 mm Regular

Catalog #	Size
DT-300-35	I: Ø 7.0 mm / A: Ø 8.0 mm





# DENTAL IMPLANTS

## Trephine Bur $\varnothing$ 3.0 mm

Long Type

**Catalog #**      **Size**

DT-300-36      I:  $\varnothing$  2.0 mm / A:  $\varnothing$  3.0 mm



$\varnothing$ 3

## Trephine Bur $\varnothing$ 4.0 mm

Long Type

**Catalog #**      **Size**

DT-300-37      I:  $\varnothing$  3.0 mm / A:  $\varnothing$  4.0 mm



$\varnothing$ 4

## Trephine Bur $\varnothing$ 5.0 mm

Long Type

**Catalog #**      **Size**

DT-300-38      I:  $\varnothing$  4.0 mm / A:  $\varnothing$  5.0 mm



$\varnothing$ 5

## Trephine Bur $\varnothing$ 6.0 mm

Long Type

**Catalog #**      **Size**

DT-300-39      I:  $\varnothing$  5.0 mm / A:  $\varnothing$  6.0 mm



$\varnothing$ 6

## Trephine Bur $\varnothing$ 7.0 mm

Long Type

**Catalog #**      **Size**

DT-300-40      I:  $\varnothing$  6.0 mm / A:  $\varnothing$  7.0 mm



$\varnothing$ 7

## Trephine Bur $\varnothing$ 8.0 mm

Long Type

**Catalog #**      **Size**

DT-300-41      I:  $\varnothing$  7.0 mm / A:  $\varnothing$  8.0 mm



$\varnothing$ 8

# DENTAL IMPLANTS

## Osteotome Elevator Tapered (Straight Handle)

impl

Catalog #	Size
DT-300-42	2.7 mm, 3.2 mm, 3.7 mm, 4.2 mm, 5.0 mm



## Osteotome Elevator Rounded Convex (Straight Handle)

Catalog #	Size
DT-300-43	2.7 mm, 3.2 mm, 3.7 mm, 4.2 mm, 5.0 mm




## Osteotome Elevator Concave (Straight Handle)

Catalog #	Size
DT-300-44	2.7 mm, 3.2 mm, 3.7 mm, 4.2 mm, 5.0 mm



## Osteotome Elevator Tapered (Curved Handle)

Catalog #	Size
DT-300-45	2.7 mm, 3.2 mm, 3.7 mm, 4.2 mm, 5.0 mm



# DENTAL IMPLANTS


## Osteotome Elevator Convex (Curved Handle)

Catalog #	Size
DT-300-46	2.7 mm, 3.2 mm, 3.7 mm, 4.2 mm, 5.0 mm



## Osteotome Elevator Concave (Curved Handle)

Catalog #	Size
DT-300-47	2.7 mm, 3.2 mm, 3.7 mm, 4.2 mm, 5.0 mm



## Bone Mill

Catalog #	Size
DT-300-48	N/A



## Bone Cruncher

Catalog #	Size
DT-300-49	N/A



## Bone Well with Cover

Catalog #	Size
DT-300-50	N/A





## DENTAL IMPLANTS

### Bone Well with Cover

Catalog #	Size
DT-300-51	N/A



### Implant Gauge Measurement (0-100mm)

Catalog #	Size
DT-300-53	100 mm



### Mead Mallet

Catalog #	Size
DT-300-55	N/A





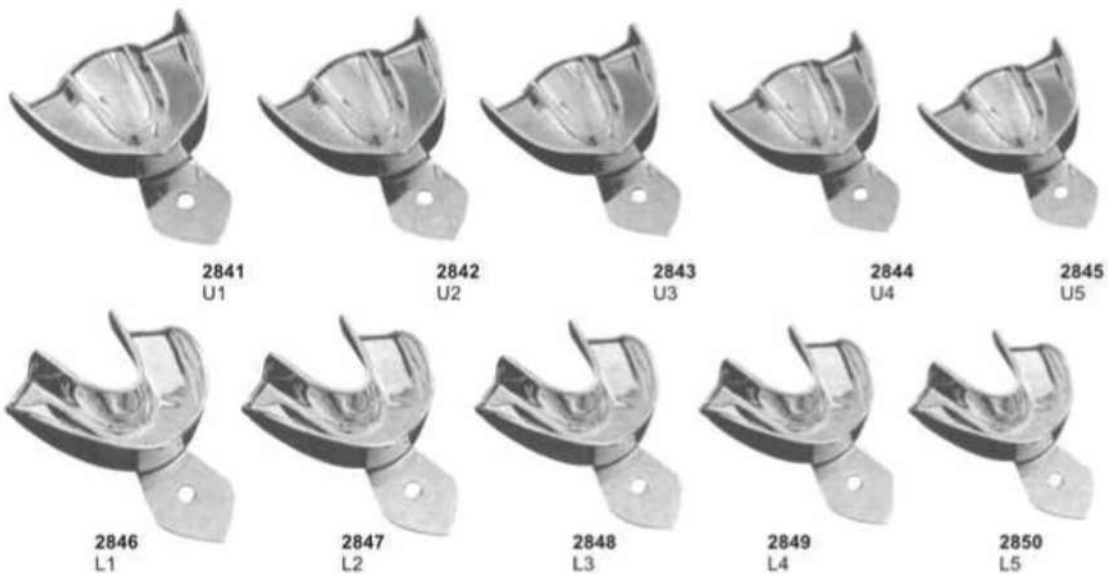


AMIJAS SURGICAL  
INSTRUMENTS

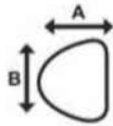
## RUBBER DAM & IMPRESSION TRAYS



# RUBBER DAM & IMPRESSION TRAYS



All The Above Impression Trays are Available in These 5 Sizes



UPPER	U1	U2	U3	U4	U5
	A	62	60	53	54
B	83	75	73	69	68

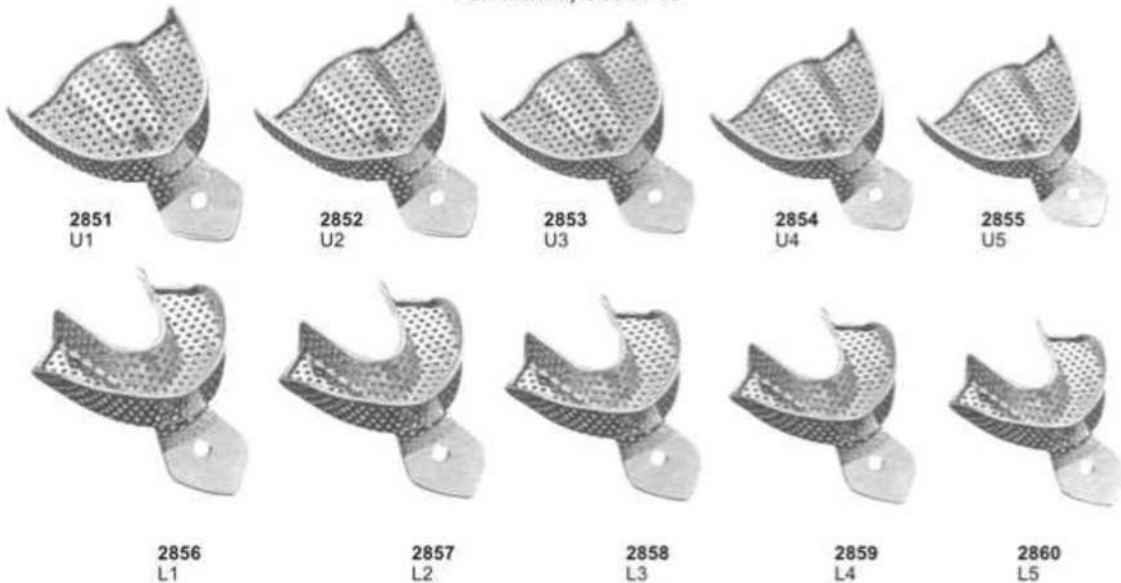
All Dimension are in mm

LOWER	L1	L2	L3	L4	L5
	A	63	61	57	60
B	82	81	78	74	71


All Dimension are in mm



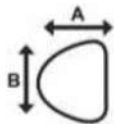
Perforated, Set of 10



# RUBBER DAM & IMPRESSION TRAYS

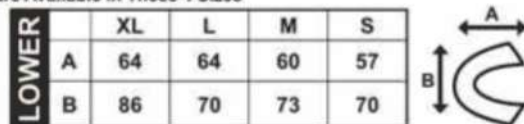


All The Above Impression Trays are Available in These 4 Sizes




UPPER		XL	L	M	S
	A	70	67	64	60
B	79	76	70	73	

All Dimension are in mm



LOWER		XL	L	M	S
	A	64	64	60	57
B	86	70	73	70	

All Dimension are in mm

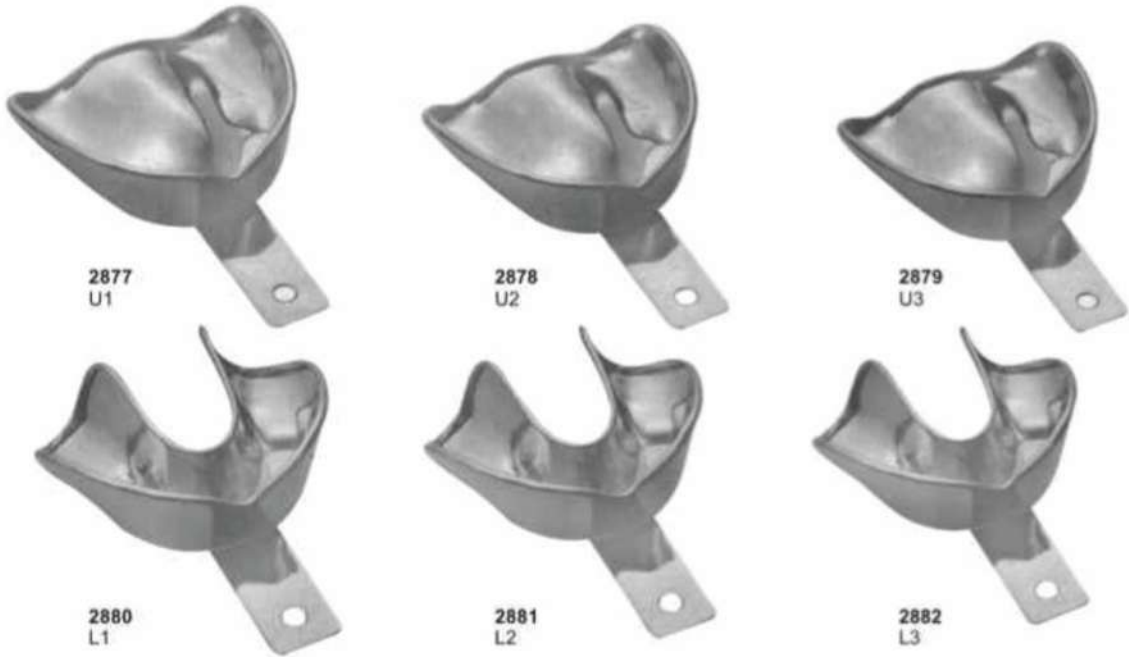


Perforated Full Denture Set of 8



# RUBBER DAM & IMPRESSION TRAYS

Made of 18/8 Stainless Steel, Solid Set of 6

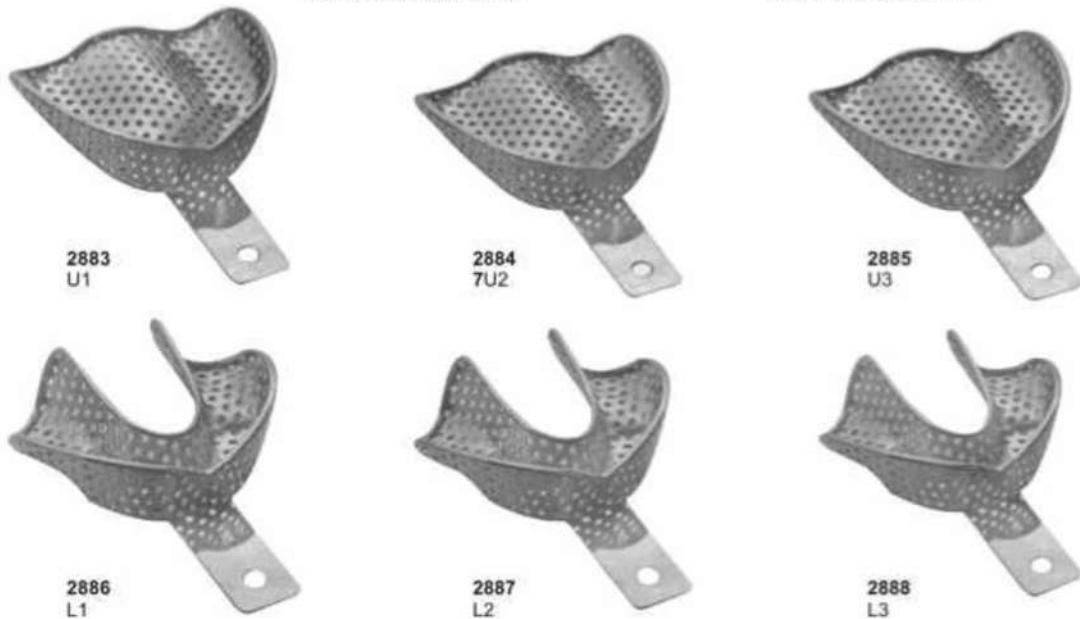


All The Above Impression Trays are Available in These 4 Sizes

UPPER		U1	U2	U3	LOWER		L1	L2	L3
	A	67	64	57		A	60	57	54
B	81	71	70	B	81	79	76		

All Dimension are in mm

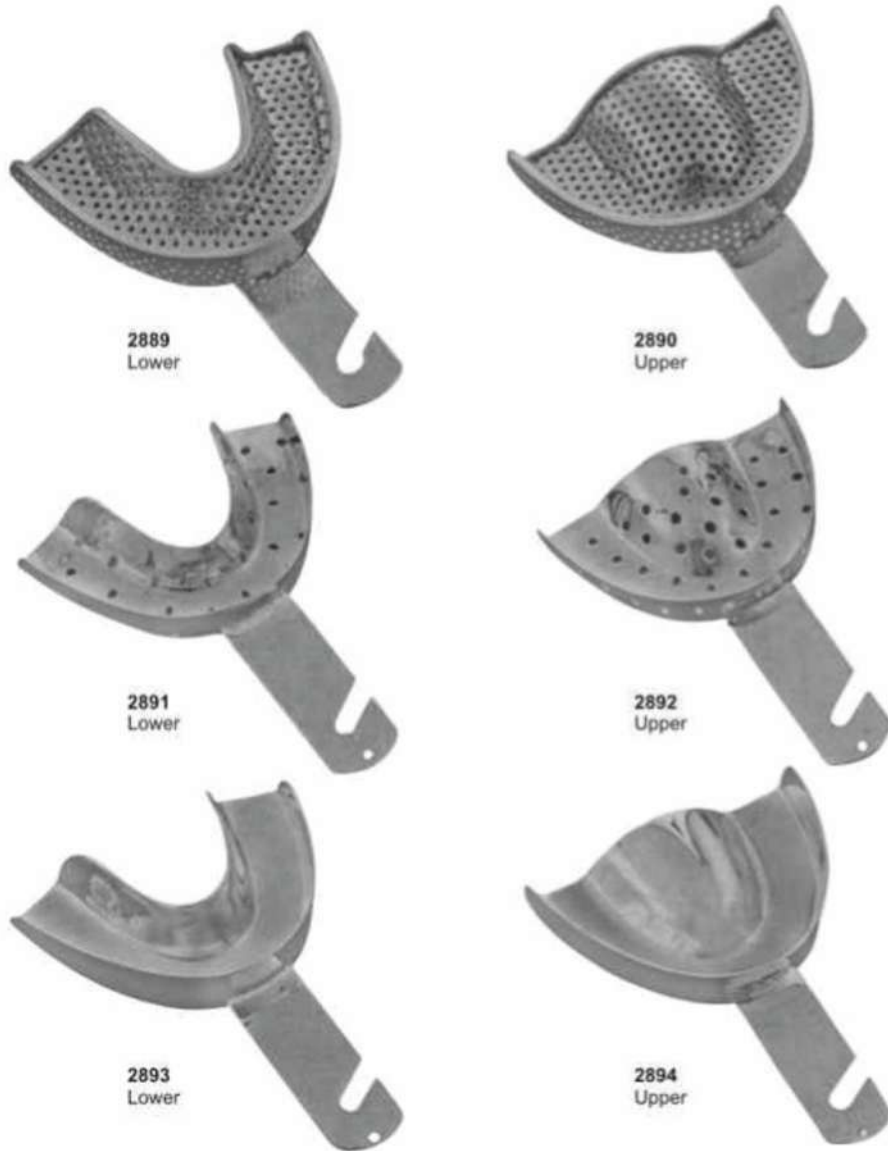
All Dimension are in mm



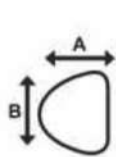
Perforated Set of 6

# RUBBER DAM & IMPRESSION TRAYS

Made of 18/8 Stainless Steel, English Pattern Set of 8



All The Above Impression Trays are Available in These 4 Sizes

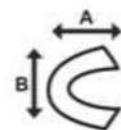


UPPER	Size	A	B	C
	0	67	50	12
	1	72	51	13
	2	78	55	15
	3	80	58	15

All Dimension are in mm

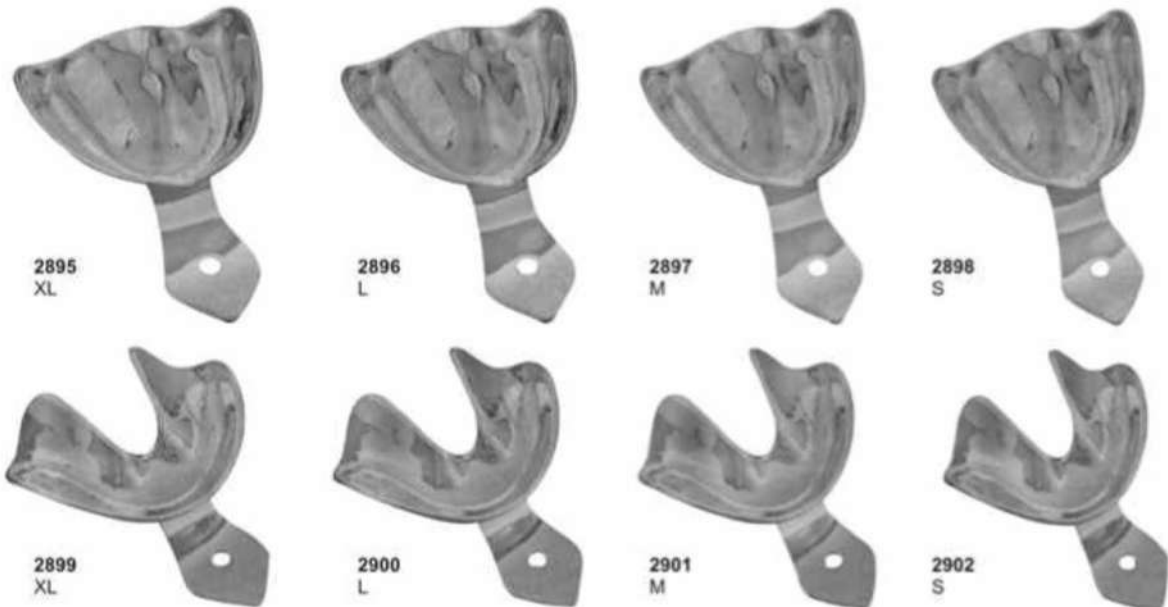
LOWER	Size	A	B	C
	0	70	50	14
	1	77	51	15
	2	79	55	15
	3	80	60	17

All Dimension are in mm

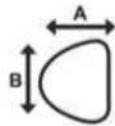




# RUBBER DAM & IMPRESSION TRAYS




All The Above Impression Trays are Available in These 4 Sizes



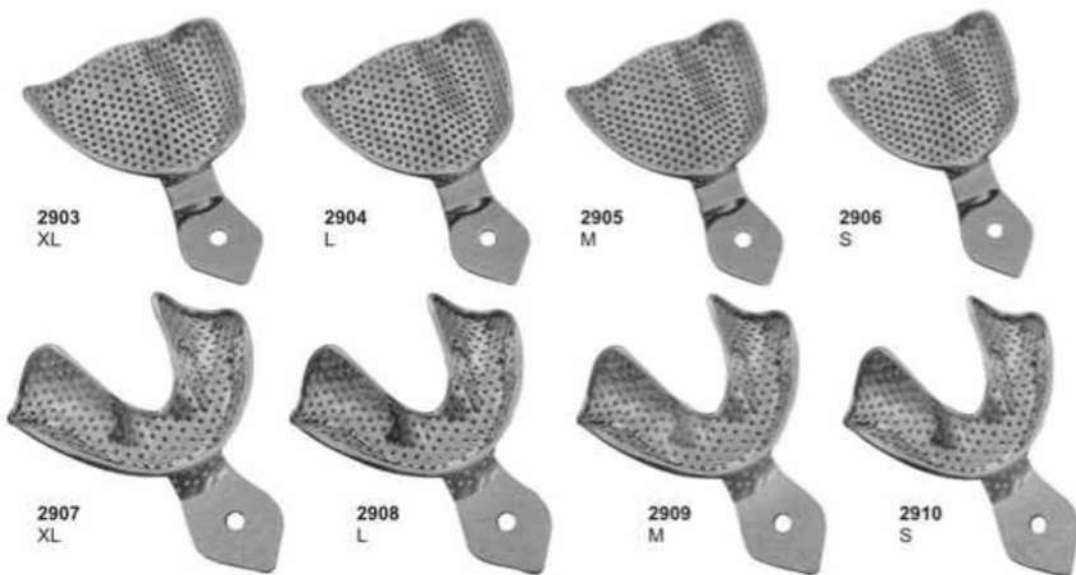
UPPER		XL	L	M	S
	A	70	67	64	60
B	79	76	70	73	

All Dimension are in mm



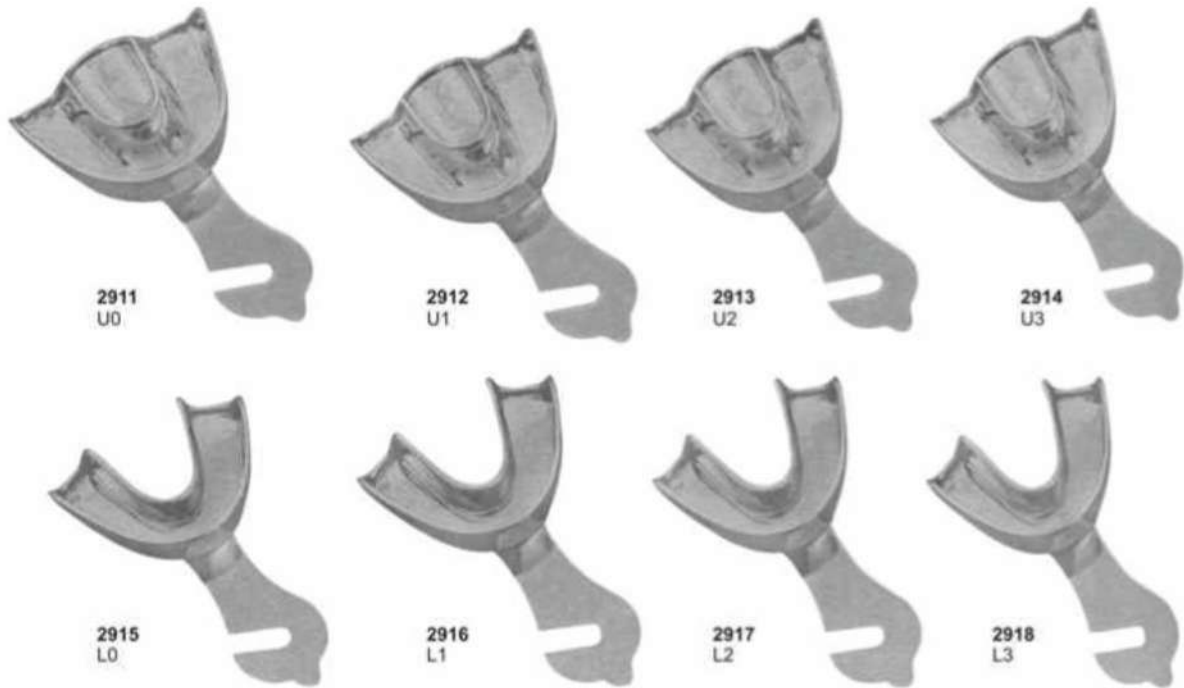
LOWER		XL	L	M	S
	A	64	64	60	57
B	86	70	73	70	

All Dimension are in mm

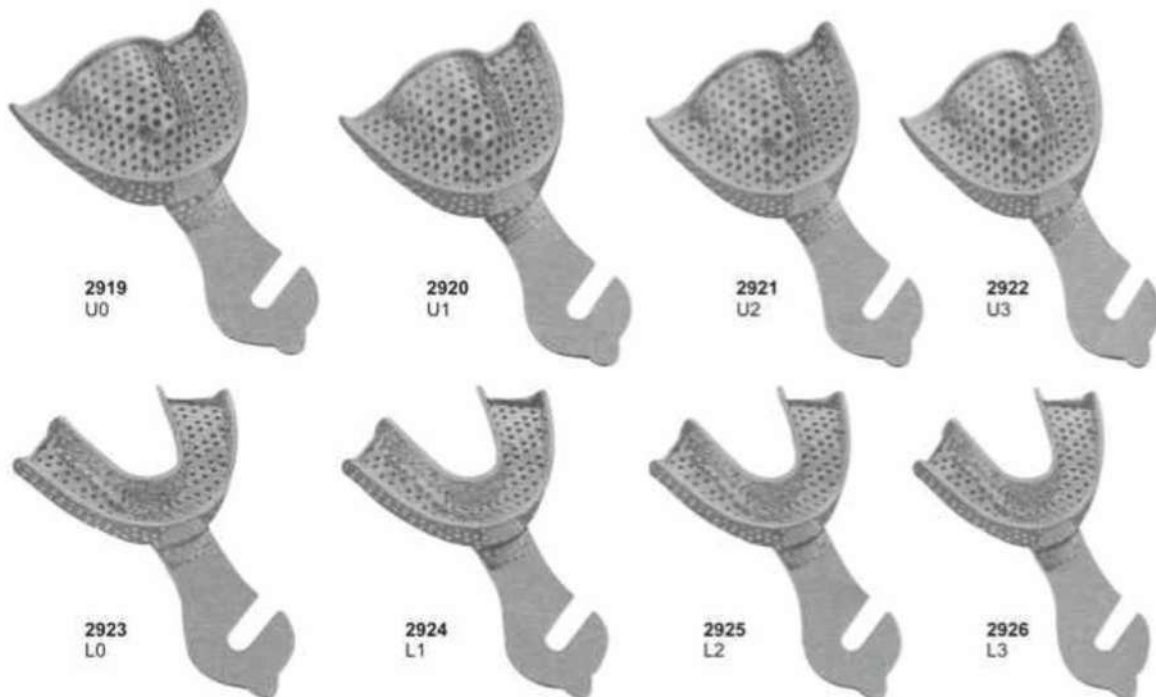


Made of 18/8 Stainless Steel, Perforated Full Denture Set of 8

# RUBBER DAM & IMPRESSION TRAYS





Upper Sizes: 0,1,2,3      Lower Sizes: 0,1,2,3  
 Depth of Tray: 15,9 mm, Height of Plate: 12,5 mm      Depth of Tray: 12,9 mm



Made of 18/8 Stainless Steel, Perforated Full Denture Set of 8

# RUBBER DAM & IMPRESSION TRAYS

## Impression Trays For Crown & Bridge Work



2931-A For upper right jaw For lower left jaw  
2931-B For upper left jaw For lower right jaw

2931-C For upper right jaw For lower left jaw  
2931-D For upper left jaw For lower right jaw

**Available in 4 sizes**  
1.....44 mm  
2.....55 mm  
3.....60 mm  
4.....65 mm

**Available in 4 sizes**  
1.....44 mm  
2.....55 mm  
3.....60 mm  
4.....65 mm





# RUBBER DAM & IMPRESSION TRAYS

## LOWER MOLARS



2423  
76D-W3



2424  
76D-3



2429  
76D-7A



2430  
76D-7



2435  
76D-12A



2436  
76D-13A



2441  
76D-26



2442  
76D-28



2445  
76D-W8A



2446  
76D-8A



2447  
76D-10



2448  
76D-11



2451  
76D-24



2452  
76D-25

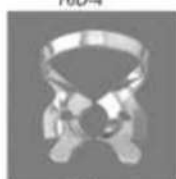
## UPPER MOLARS



2425  
76D-4



2426  
76D-5



2431  
76D-8



2432  
76D-26N



2437  
76D-30



2438  
76D-31



2443  
76D-201



2444  
205

## PREMOLARS



2427  
76D-0



2428  
76D-1



2433  
76D-2A



2434  
76D-2



2439  
76D-27N



2440  
76D-29

## ANTERIOR



2456  
76D-00



2457  
76D-1A



2458  
76D-9



2459  
76D-212

## MOLARS



2449  
76D-14



2450  
76D-118



2453  
76D-27



2454  
76D-56



2455  
76D-14A



# MEASURING INSTRUMENTS





# MEASURING INSTRUMENTS



**2348**  
BOLEY Gauge



**2349**  
ZURICHER  
130 mm



**2350**  
VERNIER  
12 cm



**2351**  
VERNIER



**2352**  
VERNIER Gauge



**2353**  
VERNIER Gauge



**2355**  
Finger Ruler



**2354**  
LWANSON  
Crown Gauge



**2356**  
LWANSON  
Crown Gauge



**2357**  
Sliding Gauge  
10 cm



**2358**  
Spring Bow Divider  
6" Radius



**2359**  
VERNIER  
Gauge



**2360**  
ALBEE



**2361**  
Height Gauge  
Wick Type

# MEASURING INSTRUMENTS



**2362**  
Bone Gauge



**2363**  
Bone Caliper  
15 cm



**2364**  
Castroviejo



**2365 A**  
Castroviejo  
Curved

**2365 B**  
Straight




**2366 C**  
Castroviejo  
Straight

**2366 D**  
Curved



**2367**  
Gauge



**2368**  
Castroviejo  
Straight



**2369**  
Curved



**2370 A**

**2370**  
Castroviejo  
Straight

**2371**  
Curved



**2373**  
Boone - Gauge



**2372**  
Castroviejo



**2374**  
Curved

**2375**  
Straight



**2376**  
Bracket Gauge. Ant/Post





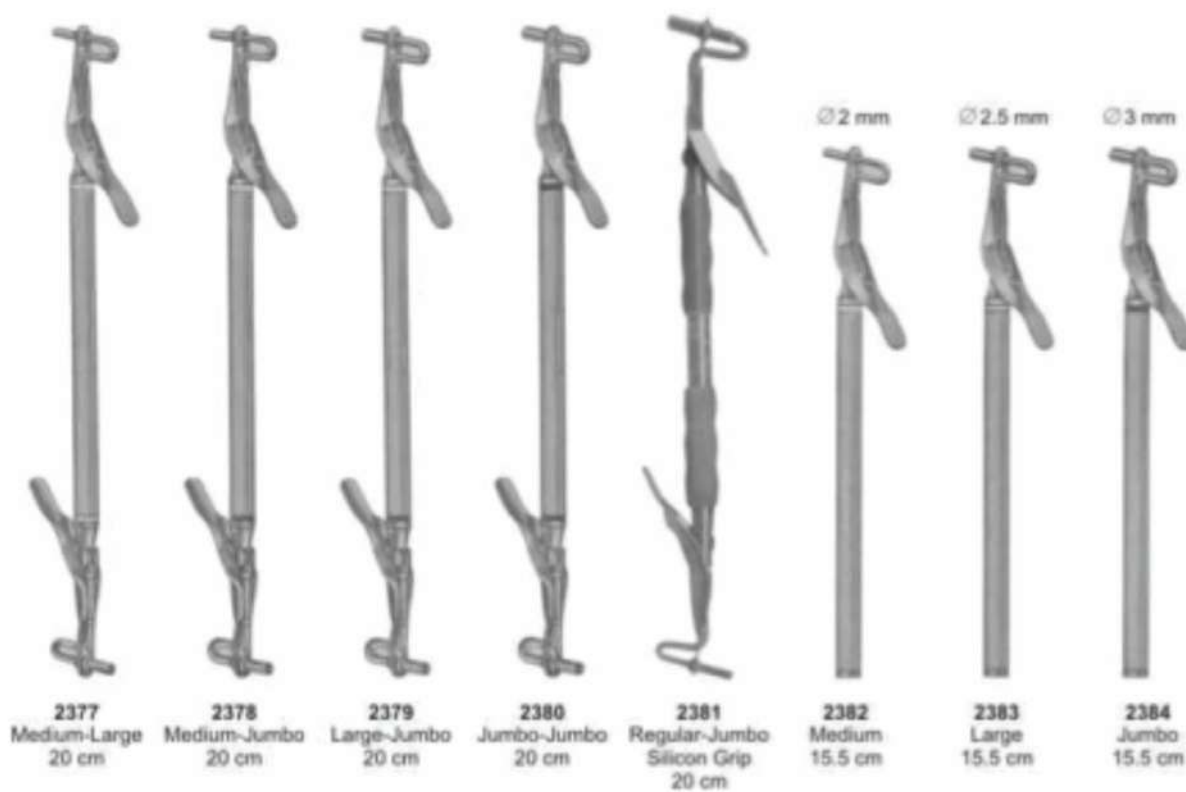
## DENTAL ACCESSORIES





**AMIJAS SURGICAL**  
INSTRUMENTS

## DENTAL ACCESSORIES



# DENTAL ACCESSORIES

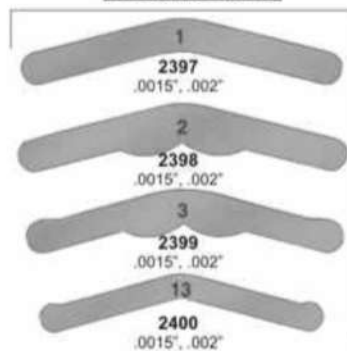
### Retainers



### "Tofflemire" Type Retainers



### Tofflemire Bands



2401 X-Ray Holder Small



Set of 10  
2402 Film Hanger

### Napkin Holders



2403 BALL CHAIN

2404 NON-CHILL Clear Plastic

### Strip Holders



2408 Strip Holder Clip 90°

2409 Strip Holder Clip 45°

2405 Finger Protector Small



2406 Finger Protector Medium



2407 Finger Protector Large







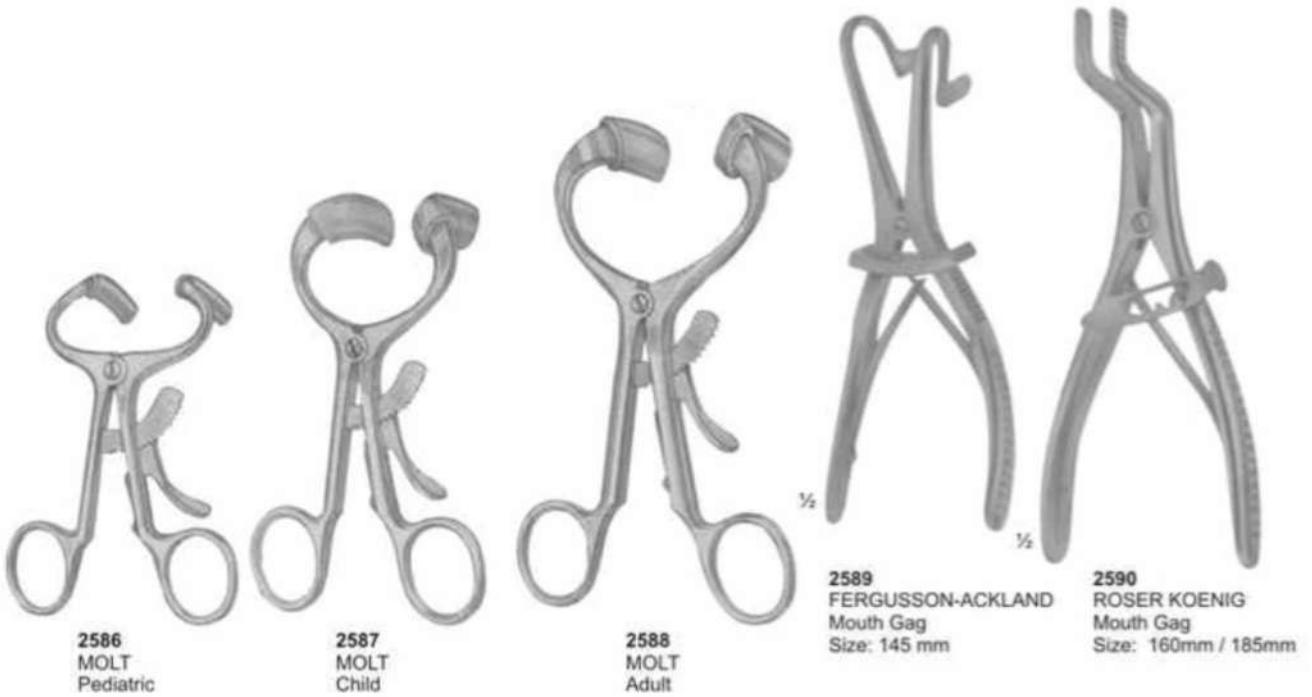
## DENTAL ACCESSORIES



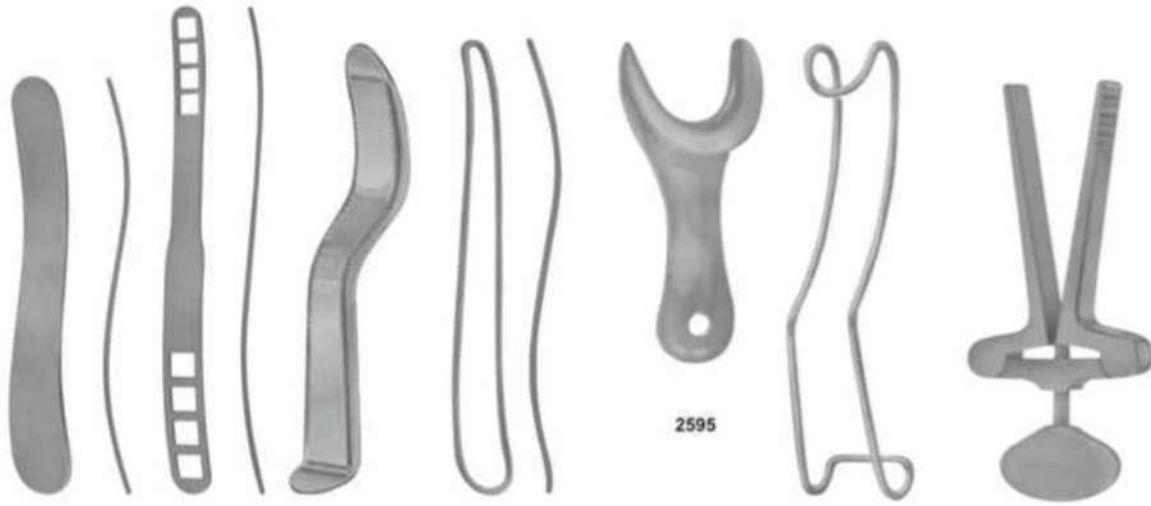
**2537**  
Mesh Bur & Diamond Holder  
Large, 2 1/8" Diameter



## DENTAL ACCESSORIES



## DENTAL ACCESSORIES



**2591**  
140 mm

**2592**  
BRUENINGS  
190 mm

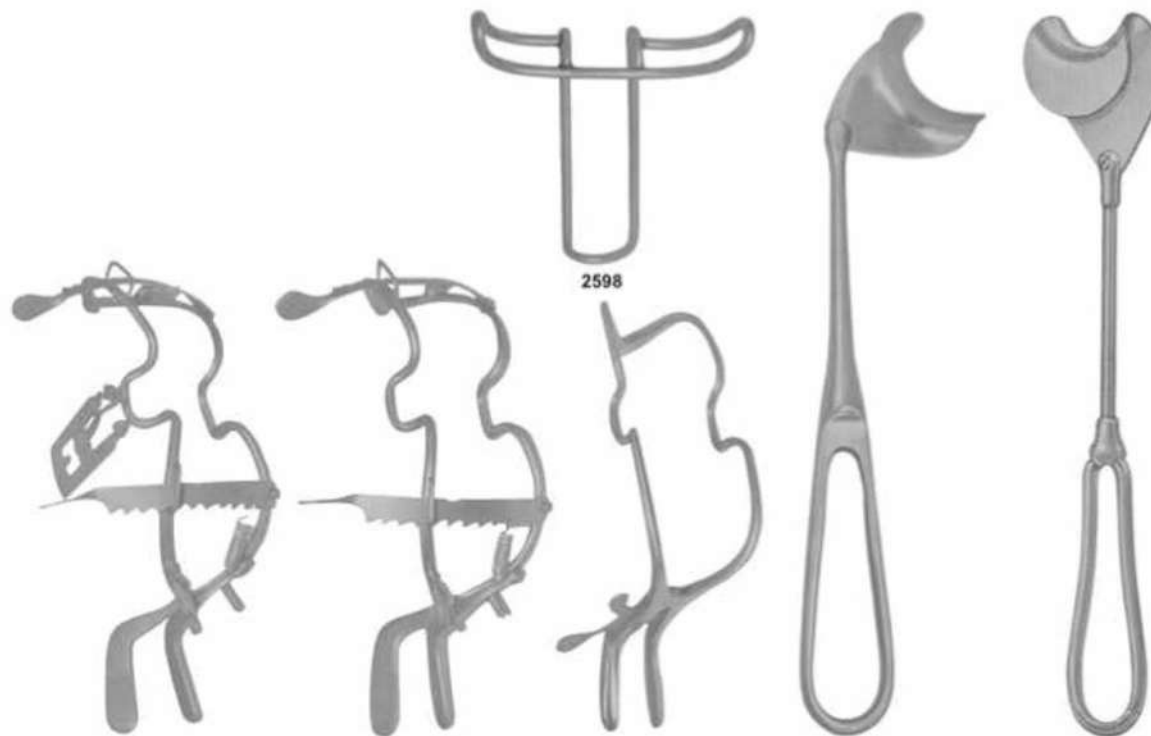
**2593**

**2594**

**2595**

**2596**

**2597**



**2598**

**2599**  
Mouth Gag with  
Tongue Depressor  
11.0 cm  
13.0 cm  
15.0 cm

**2600**  
Mouth Gag without  
Tongue Depressor  
11.0 cm  
13.0 cm  
15.0 cm

**2601**  
Jennings, Mouth Gag  
11.0 cm  
13.0 cm  
15.0 cm

**2602**

**2603**

# DENTAL ACCESSORIES



2025  
Polishing Disks



2026  
Polishing Brushes

2027  
Polishing Cups



Screw shank



Snap-on

Latch-type



## DENTAL TRAYS





# DENTAL TRAYS



**2964**  
Instruments Box



**2965**  
Instruments Box



**2966**  
Instruments Box



**2967**  
Instruments Sterilizer  
150x75 mm



**2968**  
Endodontic Box



**2969**  
Sterilizing Box  
320x120 mm



**2970**  
Instruments Tray



**2971**  
Instruments Tray



**2972**  
Instruments Tray  
(Perforated)



**2973**  
Instruments Tray  
Shallow(Mayo)



**2974**  
Scaler Tray  
20.0 x 10.0 x 1.5 cm



**2975**  
Scalers Tray




**2976**  
Scalers Tray



## DENTAL TRAYS

hallow  
m-240mm-300mm



**299**  
Kid  
150

**2998**  
Tube Rack, Stainless Steel 18/10



**3001**  
Tube Rack, Round Model  
Stainless Steel 18/10



## DENTAL INSTRUMENT SETS



# DENTAL INSTRUMENT SETS



**3253**  
Tooth Extracting Forceps Kit (Set of 12 pcs)  
Fig #: 1,7,13,17,18,51A,67A,73,74N,86,89,90



**3254**  
Pedo Forceps Kit (Set of 7 pcs)  
Fig #: 560,561,562,563,565,566,567



**3255**  
Root Elevators Kit (Set of 9 pcs)  
A) Cross Bar Elevator #775/7  
B) Cross Bar Elevator # 775/8  
C) Elevator, Str. Hospital Pattern (Semi-Pointed)  
D) Elevator-Coupland Back Crurver #2 (Lindoleven)  
E) Elevator # 720/10  
F) Elevator # 120/11  
G) Elevator # 720/27  
H) Elevator # 720/28



**3256**  
Oral Surgical Instruments Kit  
A) B.P. Handle # 3 - Round, Str.  
B) Artery Forceps, Str. 5.5"  
C) Needle Holder, Str. 6"  
D) Gum Scissors # 1  
E) Gum Scissors # 2  
F) Moons Probe, (Flat Beak)  
G) Bone Curettes # 780 (Lucas)  
H) Bone Nibbler, Large with Hole  
J) Periosteal Elevator



**3257**  
Crown Remover Set  
Full Automatic



**3258**  
Rubber Dam  
Instruments Set



**3259**  
Gracey Curettes, (Set of 8 pcs)  
Fig # 1/2,3/4,5/6,7/8,9/10,  
11/12,13/14,15/16



**3260**  
Subgingival Scalers  
(Set of 8 pcs S/E)



**3261**  
Titanium Coated Filling Instruments  
Hollow Handle (Set of 6 pcs)



**3262**  
Titanium Coated Filling Instruments  
(Set of 6 pcs)





**AMIJAS SURGICAL**  
I N S T R U M E N T S



### Contact Information



+923-333-8356790



amijasintl786@gmail.com



Kotli Hernarain P.O. Box Chowni Sulehrain  
Near Water Filter Plant Sialkot